



# CUSTOM CART GUIDE

At Sharn, we know how important is to have a durable, high-quality cart that works as hard as you do. That's why we offer carts that can be customized to meet your departmental and facility demands with options including cart size, color, and number of drawers.

**All of our custom carts come fully assembled and are loaded with features including:**

- Auto-closing drawer glides with 48 ball bearings per slide for easy drawer access
- 5" casters with precision-sealed bearings and thread guards that minimize material collected around the axle
- Powder-coated painted surfaces that look great while protecting your cart
- One-piece nylon-reinforced polycarbonate stabilizer bases that create stable, scuff-resistant platforms
- Ergonomic handles that fit naturally in the palm of your hand and allow for better control than traditional horizontal handles
- Internal dual lock bars that lock each drawer at two points, so drawers stay closed even during rapid transit

## STEP 1

### ALUMINUM OR STEEL?

Choose between lightweight aluminum or economical steel.



Adjustable dividers included in all aluminum cart drawers

### ADVANTAGES OF ALUMINUM

Purposefully built for maximum speed and efficiency when your work demands it, these rugged aluminum carts offer you twice the work surface of comparable steel options and are designed for superior organization with a U-Divide divider system in every drawer!

The carts' casters are made with the same high-grade aluminum as commercial airliners and not only roll easily, but, more importantly, are easy to stop.

### ADVANTAGES OF STEEL

Steel carts have been an industry standard for close to five decades and offer many of the same great features as our aluminum carts but at a more economical price point.

These carts also include one slide-out side shelf for added workspace.

## STEP 2

### SIZE IT UP

Your ideal cart size largely depends on how you're using it. To identify the size best suited for your purposes, as well as any accessories you may want to include, ask yourself a few questions:

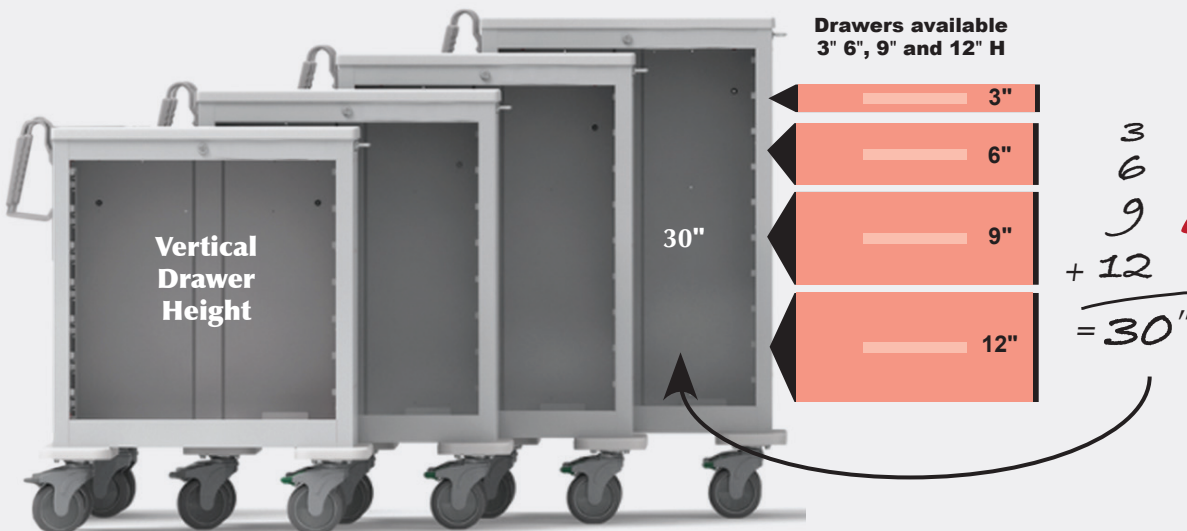
- Will it be stocked with heavy items?
- What's its purpose/function?
- Where will it be stored?
- How important is security?
- How often will it be moved?
- Will it be crossing thresholds?



## STEP 3

### COUNT YOUR DRAWERS - WARNING! MATH INVOLVED.

Once you've chosen a cart size, **1.** Decide how many drawers you want and **2.** Choose the size of **each** drawer. The number of drawers and their size will need to match the dimensions of your cart. See the illustration below.




#### Add'em up

Be sure to double check your drawer dimensions! Add up the total drawer height, then cross reference that with the vertical drawer height of your cart shell. **The numbers need to match!**

## STEP 4

### ADD A SPLASH OF COLOR


Each drawer can be customized in a different color, with options ranging from classic neutrals to vibrant primary colors. When filling out your order, please identify each drawer color. Color options are shown below.



## STEP 5

### PICK A FRAME

Cart frames are available in three stylish colors. The frame color refers to the outside cart shell and does not include the front drawers.



## STEP 6

### LOCK IT UP

When it comes to security, we have you covered with configurations designed to meet your needs and keep cart contents securely stored.

**Additional locking mechanisms available.** Consult with your sales representative.



**Key Locking System (K)**



**Lever / Breakaway Locking System (L)**



**Mechanical Push Button Locking System (S)**




## STEP 7

## ACCESSORIZE

With options varying from tilt bins to utility receptacles, we make it easy to outfit your cart with accessories that meet your daily demands. **Please Note: Limited space available on carts; certain configurations may not be possible. Additional accessories are available. Consult with your sales representative.**



**EyeGard® Dispenser**  
**15805**



**Large Waste Basket**  
Large (20 quart) plastic waste basket. Requires accessory rail.  
**16076**



**Horizontal Rail System**  
For hanging accessories and mounting shelves.  
**Standard Cart 16084**  
**Junior Cart 41320**



**Accessory Side Rail**  
Available only on Steel Carts.  
**Steel Cart 16094**



**Replacement Plastic Top**  
**16099**



**.85 Liter Utility Receptacle**  
Requires accessory rail.  
**16359**



**1.5 Liter Utility Receptacle**  
Requires accessory rail.  
**16360**



**2.8 Liter Utility Receptacle**  
Requires accessory rail.  
**16361**




**3-Bin Tilt Bin**  
Mounts to base rail system 16084  
**6025**




**4-Bin Tilt Bin**  
Mounts to base rail system 16084  
**6024**




**5-Bin Tilt Bin**  
Mounts to base rail system 16084  
**6023**




**6-Bin Tilt Bin**  
Mounts to base rail system 16084  
**14586**




**Airway Drawer Org Tray**  
**7446**




**ET Tube Drawer Org Tray**  
**7448**




**IV Drawer Org Tray**  
**7447**



**Syringe Drawer Org Tray**  
**7445**



**LMA Drawer Org Tray**  
**7449**



**Medication Drawer Org Tray**  
**7444**



**"Bougie" Introducer Storage Dispenser**  
Holds up to 10 introducers.  
**16018**

# CUSTOM CART REQUEST

**SHARN** INC.  
**ANESTHESIA**

Email: [mailbox@sharn.com](mailto:mailbox@sharn.com)

Fax: 813.886.2701

## STEP 1

CHOOSE

Aluminum

OR

Steel

## STEP 2

CHOOSE CART SIZE



**Short** 36"H x 23"W x 24.5"D  
**21"** Vertical Drawer Height

**Medium** 39"H x 23"W x 24.5"D  
**24"** Vertical Drawer Height

**Tall** 42"H x 23"W x 24.5"D  
**27"** Vertical Drawer Height

**X-Tall** 45"H x 23"W x 24.5"D  
**30"** Vertical Drawer Height



**Short** 36"H x 29"W x 24.5"D  
**21"** Vertical Drawer Height

**Medium** 39"H x 29"W x 24.5"D  
**24"** Vertical Drawer Height

**Tall** 42"H x 29"W x 24.5"D  
**27"** Vertical Drawer Height

**X-Tall** 45"H x 29"W x 24.5"D  
**30"** Vertical Drawer Height

## STEP 3

CHOOSE  
DRAWERS

Enter the Vertical  
Drawer Height  
from cart chosen  
in Step 2

Enter the height  
for each drawer

Drawer Height

## STEP 4

CHOOSE  
DRAWER  
COLORS

Each drawer  
can have a  
different color

Drawer Color

## STEP 5

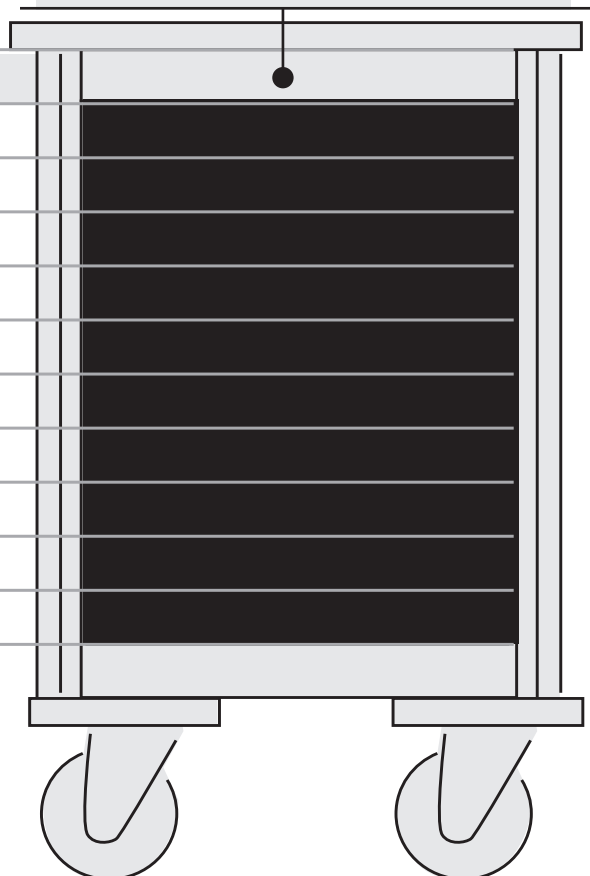
CHOOSE  
FRAME COLOR

Light Grey  
LTG

Red  
RED

Electric Blue  
ELB

(EXAMPLE)	3"	Dark Blue
Drawer 1		
Drawer 2		
Drawer 3		
Drawer 4		
Drawer 5		
Drawer 6		
Drawer 7		
Drawer 8		
Drawer 9		
Drawer 10		
TOTAL DRAWER HEIGHT		











### Add'em up

Be sure to double check your drawer dimensions!  
Add up the total drawer height, then cross reference  
that with the vertical drawer height of your cart shell.

**The numbers need to match!!**



**STEP 6****CHOOSE LOCK**Key Locking  
System (K)Lever /  
Breakaway  
Locking  
System (L)Mechanical  
Push Button  
Locking  
System (S)**SHARN** INC.  
**ANESTHESIA****STEP 7****CHOOSE ACCESSORIES**EyeGuard®  
Dispenser  
**15805**Large  
Waste Basket  
**16076**Horizontal  
Rail System  
Standard **16084**Horizontal  
Rail System  
Junior Cart **41320**Accessory  
Side Rail  
Steel Cart **16094**.85 Liter  
Utility Receptacle  
**16359**1.5 Liter  
Utility Receptacle  
**16360**2.8 Liter  
Utility Receptacle  
**16361**Replacement  
Plastic Top  
**16099**3-Bin Tilt Bin  
**6025**4-Bin Tilt Bin  
**6024**5-Bin Tilt Bin  
**6023**6-Bin Tilt Bin  
**14585**ET Tube Drawer  
Org Tray  
**7448**IV Drawer  
Org Tray  
**7447**Medication Drawer  
Org Tray  
**7444**Syringe Drawer  
Org Tray  
**7445**LMA Drawer  
Org Tray  
**7449**Airway Drawer  
Org Tray  
**7446**"Bougie" Introducer  
Storage Dispenser  
**16018****CUSTOMER INFORMATION**

Contact Name: \_\_\_\_\_

Facility Name: \_\_\_\_\_

Title/Dept: \_\_\_\_\_

Shipping Contact: \_\_\_\_\_

Shipping Phone: \_\_\_\_\_

Shipping Address \_\_\_\_\_

Phone: \_\_\_\_\_ Fax: \_\_\_\_\_

E-mail: \_\_\_\_\_

Loading Dock Available? (Y/N) \_\_\_\_\_

**Fax: 813.886.2701 Email: mailbox@sharn.com**