

MOBILE SUPPLY CARTS FOR HEALTHCARE

ALL OF THE OPTIONS TO BUILD THE SYSTEM YOU NEED



PROUDLY



WE SERVE

INTEGRATED DELIVERY NETWORKS

HEALTHCARE & INDUSTRIAL DISTRIBUTORS

HOME HEALTHCARE PROVIDERS

GOVERNMENT AGENCIES AND FACILITIES



WE OFFER



DEDICATED ACCOUNT MANAGEMENT



CUSTOM SOLUTIONS



RESPONSIVE CUSTOMER SERVICE



THE MARKETLAB STORY

At Marketlab, we've been pioneering healthcare solutions for over 30 years. From our very first invention, the Tube Jockey, to a comprehensive range of healthcare solutions under our expanding brand family, we focus on making the day-to-day lives of healthcare professionals easier and more fulfilling.

Today, Marketlab is a trusted partner for most U.S. health systems, offering products that cater to the real-world demands of healthcare environments.



MARKETLAB IS MORE THAN JUST A SUPPLIER, WE ARE A DEDICATED PARTNER IN HEALTHCARE EXCELLENCE.



HOW WE'VE GROWN

Since 1994, Marketlab has grown from a pioneering startup to a leader in specialized healthcare products. Our journey has been marked by strategic growth and thoughtful acquisitions. With eight brands in the Marketlab portfolio, we are able to provide comprehensive solutions across all aspects of healthcare delivery, from anesthesia to medical bags and everything in between.

Utilizing our broad product portfolio, focusing on low-to-mid volume products, healthcare facilities can reduce the time and effort spent on procurement, and focus on what truly matters — patient care.

MOBILE STORAGE

DESIGNED FOR EASIER RESTOCKING, INVENTORYING, AND CLEANING

CONFIGURE TODAY RECONFIGURE TOMORROW

When central supply is too far away to efficiently keep supplies on hand, you need reliable mobile storage.

Insight® Mobile Supply Carts increase productivity with efficient organization, optimal storage space, and quick access to essential supplies. This helps organizations improve patient care and streamline operations.

- Design optimizes space utilization to increase capacity and security
- Complete visibility to interior ensures staff can access supplies easily and swiftly
- ISO 60-40 modular bin system makes it easy to configure today and reconfigure tomorrow
- Powder-coated steel construction for easy cleaning and sanitizing
- Available in several heights and widths to fit your storage needs



FUTURE-PROOF VERSATILITY



Laminate Locking Drawer



Catheter Storage



Bins



Shelves and Dividers

Bins can be pulled outward and rested into grooves for convenient loading and use



Bins can be removed from carts and used as totes

Every Insight Cart can be configured to adapt to the distinct requirements of any department. When adjustments are necessary, the accessories can be changed to ensure a smooth transition.



Locking Glass Door



Locking Tambour Door



Medical Grade Locking Casters



Side-Mounted Steel Pull Handles



Satin Chrome Bar Pulls



Bumper Guard



Key Lock or Upgrade to Electronic Lock



Optional Slope Top

IMPROVE ORGANIZATION OPTIMIZE STORAGE CAPACITY

ISO 60-40 PANELOGIC™ INTERIOR CELL PANEL SYSTEM




Catheter Rack
Inside Top Mounted
or Shelf Mounted

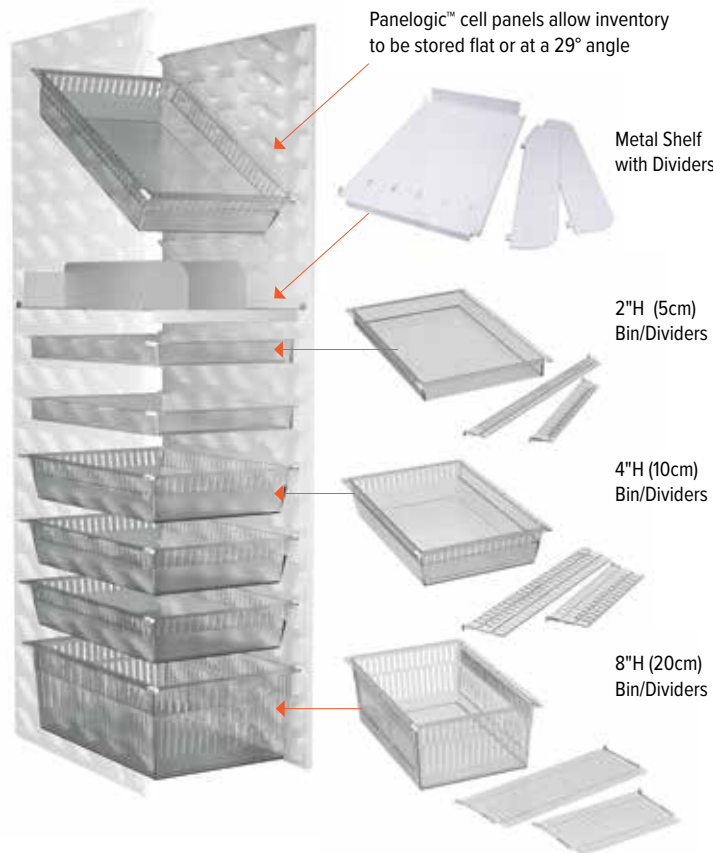


Locking Drawer
Occupies 3 Cells

UP TO
30%
INCREASED
CAPACITY
compared to
traditional shelving



ISO 60-40 Bin



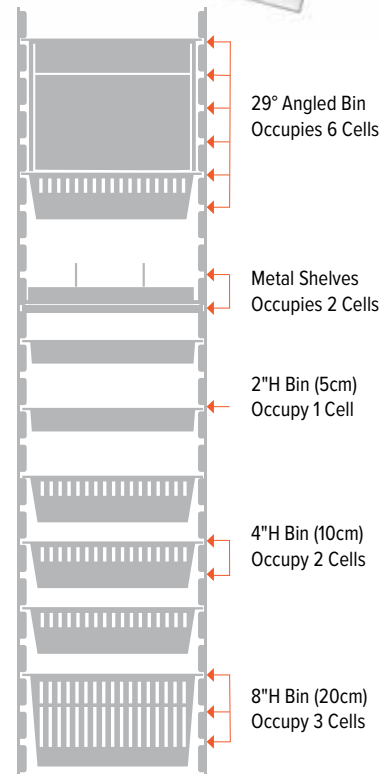
Panelagic™ cell panels allow inventory to be stored flat or at a 29° angle

Metal Shelf
with Dividers

2"H (5cm)
Bin/Dividers

4"H (10cm)
Bin/Dividers

8"H (20cm)
Bin/Dividers



29° Angled Bin
Occupies 6 Cells

Metal Shelves
Occupies 2 Cells

2"H Bin (5cm)
Occupy 1 Cell

4"H Bin (10cm)
Occupy 2 Cells

8"H Bin (20cm)
Occupy 3 Cells

HYGIENIC

- Cart has smooth and easy-to-clean surfaces
- Bins are machine-washable
- Bins and dividers are injection molded ABS or polycarbonate plastic and can be easily and safely cleaned

STURDY

- Bins hold up to 77lb (35kg)

SPACE-SAVING

- Optimum storage utilization for supplies of various sizes
- Stacking rim enables bins to be stacked, saving space when not in use

WORRY-FREE

- The safety-stop function prevents bins from accidentally falling out when pulled

ALWAYS READY TO GO ALWAYS A PERFECT FIT



APPLICATIONS

- OPERATING ROOMS
- PROCEDURE ROOMS
- STERILE PROCESSING
- CATHETER LABS
- CLINICAL LABS
- EMERGENCY DEPARTMENTS
- PATIENT ROOMS
- UROLOGY
- ORTHOPEDICS
- ROBOTIC SURGERY
- ENDOSCOPY
- CARDIOLOGY
- CLINICS
- DRAPE / PACK



ORDERING MADE EASY

CONFIGURE YOUR WAY



SIZE COMPARISON MATRIX


SINGLE-WIDTH CARTS

DOUBLE-WIDTH CARTS

TRIPLE-WIDTH CARTS



	ML138950	ML138948	ML138937	ML138934	ML138941	ML138939	ML138933	ML138931	ML138955	ML138953
Tambour Door										
Glass Door	ML138949	ML13946 Left Swing ML13947 Right Swing	ML138936	ML138935	ML138940	ML138938	ML138932	ML138930	ML138954	ML138956
Width (bumper)	29.3" (74.3cm)	23.9" (61cm)	38.4" (97.5cm)	38.4" (97.5cm)	38.4" (97.5cm)	38.4" (97.5cm)	38.4" (97.5cm)	38.4" (97.5cm)	55.4" (140.7cm)	55.4" (140.7cm)
Width (handle to handle)	30.4" (77.2cm)	23.6" (59.9cm)	40.6" (101.6cm)	40.6" (101.6cm)	40.6" (101.6cm)	40.6" (101.6cm)	40.6" (101.6cm)	40.6" (101.6cm)	57.7" (146.6cm)	57.7" (146.6cm)
Height	63.8" (162cm)	80.6" (204.6cm)	42.7" (108.5cm)	42.7" (108.5cm)	63.8" (162cm)	63.8" (162cm)	80.6" (204.6cm)	80.6" (204.6cm)	80.6" (204.6cm)	80.6" (204.6cm)
Depth	25.4" (64.5cm)	28.3" (71.8cm)	28.3" (71.8cm)	28.3" (71.8cm)	28.3" (71.8cm)	28.3" (71.8cm)	28.3" (71.8cm)	28.3" (71.8cm)	28.3" (71.8cm)	28.3" (71.8cm)
No. of Columns and Orientation	(1) 60 x 40cm	(1) 40 x 60cm	(1) 83 x 60cm	(2) 40 x 60cm	(1) 83 x 60cm	(2) 40 x 60cm	(1) 83 x 60cm	(2) 40 x 60cm	(1) 40 x 60cm (1) 83 x 60cm	(3) 40 x 60cm
Usable Panelogic Cells Per Column	17	22	9	9	17	17	22	22	22	22



**USE OUR
CART CONFIGURATOR
TO BUILD YOUR IDEAL CART**
configurator.marketlab.com

1. SELECT YOUR CART SIZE

Insight Carts are available in a range of sizes that can be tailored to any application. Carts are available in 1, 2, or 3 columns that can be configured according to the Panelogic™ cell capacity.

2. SELECT YOUR ACCESSORIES

Configure your cart with a variety of accessories, including shelves and bins in multiple sizes, as well as a locking drawer or a catheter box and rack.

3. SELECT YOUR DOOR, LOCK, AND TOP OPTIONS

You can choose a tambour or tempered glass door, a keyed or electric lock, and a standard or sloped cart top.

For inquiries and no-obligation quotes, please contact your Marketlab Account Manager. If you need assistance being connected with your Account Manager call 800.237.3604.

As part of our goal to make delivery and set-up a seamless process, all of our carts are shipped on pallets with integral ramp for easy deployment on-site.

THE PERFECT SIZE FOR ANY USE

Marketlab offers a full line of durable, high quality, American-made steel storage carts in multiple sizes to provide easy configuration, security, and infection control. All are available with tambour or glass doors.

SINGLE-WIDTH CARTS



ML138950*



ML138949



ML138948*



ML13946 Left Swing
ML13947 Right Swing

TRIPLE-WIDTH CARTS



ML138955*



ML138954



ML138953*



ML138956

DOUBLE-WIDTH CARTS



ML138937*



ML138936



ML138934*



ML138935



ML138941*



ML138940



ML138939*



ML138938



ML138933*



ML138932



ML138931*



ML138930

* Shown with tambour doors in the rolled-up position

* Shown with tambour doors in the rolled-up position



ORDERING INFORMATION

For inquiries and no-obligation quotes, please contact your Marketlab Account Manager. If you need assistance being connected with your Account Manager call 800.237.3604.



Contact Us



6850 Southbelt Drive, Caledonia, MI 49316
800.237.3604 • Marketlab.com • Fax 616.656.2475