

Contact Name:	Date:
Email:	Phone:
Ship to Address:	

EMAIL: ORDERS@CONEINSTRUMENTS.COM
CLICK: CONEINSTRUMENTS.COM
CALL: 800.321.6964 / FAX: 800.987.CONE

Frontal Apron

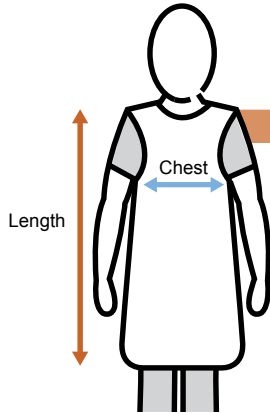
Sizing Your Frontal Apron

Lengths are measured from the sternal notch to the bottom hem (recommended apron length: top of knees)

Chest Widths are measured side-to-side at a point just below the armholes
Size Charts available online

Length*	Height
32"	5'3"-5'5"
34"	5'5"-5'8"
36"	5'8"-5'11"
38"	5'11"-6'2"

*Charged by inch for added length or width. Measure from sternal notch to 1" above knee



Available Models

- | | |
|--|---|
| STStandard Coat with Ties | AFAdjust-A-Fit with Velcro |
| SVStandard Coat with Velcro | AFQRAdjust-A-Fit with Quick Release Buckle |
| SQR ..Standard Coat with Quick Release Buckle | BRBack Relief with Velcro |
| | FBFlex Back with Velcro |
| | SDOSurgical Drop Off with Velcro |
| | FWFast Wrap with Velcro |
| | TQWThree-Quarter Wrap with Velcro |
| | TQWQR ... Three-Quarter Wrap with Quick Release Buckle |



ST, SV, SQR



AF, AFQR

BR

FB



SDO

FW

TQW, TQWQR

Watch these videos for assistance:

Video: Measuring for Frontal Aprons

Video: Measuring for Vest Skirts

STEP 1 Choose Model (ex: Standard Coat with Ties =ST) _____

STEP 2 Measure and place sizes into chart

Frontal Apron	
Chest	ST, SV, SQR, AF, AFQR, BR, FB, SDO, FW, TQW, TQWQR
Length <i>Recommended length: top of knee</i>	From sternal notch to desired length

Attention: Aprons are made to order and are non-returnable/non-refundable. Please be sure measurements are accurate. When taking measurements, they need to be loose measurements with clothes on.

STEP 3 Choose Protection Option

Regular Lead

- RL (0.5mm LE) RLL (0.35mm LE)

Lite Ply (15–20% Less Weight) Additional charges apply

- TL (0.5mm LE) TLL (0.35mm LE)

Non Lead (20–25% Less Weight) Additional charges apply

- NL (0.5mm LE) NLL (0.35mm LE)

STEP 4 Choose Apron Fabric and Color Please place an X in the appropriate box on page 3.

STEP 5 Choose Belt Size – Back Relief (BR Model only) Size: Small, 28"–38" Medium, 36"–48" Large, 44"–58"

STEP 6 Patch Pocket (Model #45576) – Yes No (Left chest placement only) (\$ Additional charges apply).

STEP 7 Choose Apron Embroidery – Model #5086107 (\$ Additional charges apply).
Embroidery is left chest placement only. **Block** Style. Up to 20 characters per line, 2 lines Maximum.
Please note: Embroidery is case sensitive and will be created exactly as written on lines below.

Choose Embroidery Color – Black White _____
See page 2 for placement diagram.

STEP 8 Add Logo (Additional charges apply) No Logo
Logo is left chest placement only. See page 2 for placement diagram.
 Customer Logo – Please send JPEG artwork with this form to orders@coneinstruments.com
 Vendor Stock Design – View options at www.shieldingintl.com/embroidery
 Medtronic Logo (Model #CCN17515) **Medtronic**
Engineering the extraordinary

STEP 9 Add Optional Thyroid Collar and Tether (\$ Additional charges apply.)

Collar Options	Add Tether*	Choose Thyroid Collar Fabric and Color
<input type="checkbox"/> Small Comfort Fit Thyroid Collar #5086193	<input type="checkbox"/>	_____
<input type="checkbox"/> Large Comfort Fit Thyroid Collar #5086194	<input type="checkbox"/>	_____

*Collar tethered to apron on right side by a ring for easy removal

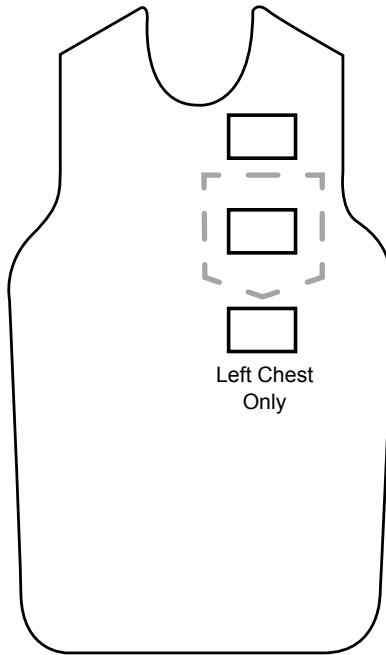
Apron Options & Sizing Order Form

Contact Name:	Date:
Email:	Phone:
Ship to Address:	

Apron Personalization (optional) (\$ Additional charges apply.)

STEP 10

Please indicate "L" for Logo, and/or "E" for Embroidery Placement Below:

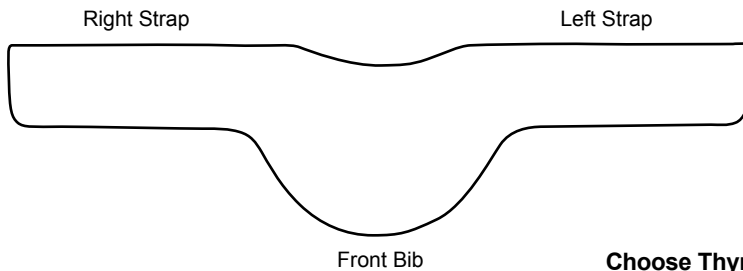


Logo Placement = L
Embroidery Placement = E

Thyroid Collar Personalization (optional) (\$ Additional charges apply.)

STEP 11

Please indicate "L" for Logo, and/or "E" for Embroidery Placement Below:



Logo Placement = L
Embroidery Placement = E

Choose Thyroid Collar Embroidery* – Black White

*16 characters maximum on Right and Left Sides Only
 For small Comfort Fit Thyroid collar (#5086103) cannot be embroidered on the left strap. Right and front side only.

EMAIL: ORDERS@CONEINSTRUMENTS.COM

CLICK: CONEINSTRUMENTS.COM

CALL: 800.321.6964 / FAX: 800.987.CONE

Diamond Ripstop



Black Diamond



Charcoal Diamond



Silver Diamond



Cinnamon Diamond



Brown Diamond



Fuschia Diamond



Kelly Green Diamond



Lavender Diamond



Marine Blue Diamond



Purple Diamond



Red Diamond



Royal Blue Diamond



Slate Blue Diamond



Tan Diamond

Nylon



Aqua



Black



Coffee



Forest Green



Hot Pink



Light Orange



Lime Green



Maroon



Mauve



Navy



Orange



Pink



Purple



Red



Royal Blue



Silver



Tan



Teal



True Royal



Yellow

Designer Fabric



American Heart



Athletes



Aztec Sun



Beep Beep



Bermuda



Blue Imaging



Butterflies



Blue Plaid



Blue Squares



Chocolate Floral



City Lights



Compass



Dark Digi Camo



Dem Bones



Denim



Desert Camo



Digi Camo



Dog Bones



Dog Paws



Dogs & Cats

Designer Fabric Continued



Duplex



Elephants



Farm Animals



Faux Leopard



Flower Power



Fly Fish



Frontier



Fun & Games



Galaxy



Gray Paisley



Gray Squares



Green Plaid



Green Surf



Grey Digi Camo



Hearts of Color



Hot Pink Plaid



Kaleidoscope



Kids Space



Metalica



Money



Monkeys & Frogs



Orange Floral



Owls



Patriotic



Pearly Whites



Pink Camo



Red Flames



Red & White Stars



Route 66



Royal Paws



Royal Plaid



Red Plaid



Skulls



Snake Skin



Splatter



Stars



Storm Camo



Tie Dye



Tiki Blue



White Lil' Cherries



Wild Cat Pink



Zebra

EMAIL: ORDERS@CONEINSTRUMENTS.COM

CLICK: CONEINSTRUMENTS.COM

CALL: 800.321.6964 / FAX: 800.987.CONE