



marketlab™  
clinical lab

# CLINICAL LAB



## WE SERVE

INTEGRATED DELIVERY NETWORKS

HEALTHCARE & INDUSTRIAL DISTRIBUTORS

HOME HEALTHCARE PROVIDERS

GOVERNMENT AGENCIES AND FACILITIES



## WE OFFER

 DEDICATED ACCOUNT MANAGEMENT

 CUSTOM SOLUTIONS

 RESPONSIVE CUSTOMER SERVICE



## THE MARKETLAB STORY

At Marketlab, we've been pioneering healthcare solutions for over 30 years. From our very first invention, the Tube Jockey, to a comprehensive range of healthcare solutions under our expanding brand family, we focus on making the day-to-day lives of healthcare professionals easier and more fulfilling.

Today, Marketlab is a trusted partner for most U.S. health systems, offering products that cater to the real-world demands of healthcare environments.



MARKETLAB IS MORE THAN JUST A SUPPLIER, WE ARE A DEDICATED PARTNER IN HEALTHCARE EXCELLENCE.



## HOW WE'VE GROWN

Since 1994, Marketlab has grown from a pioneering startup to a leader in specialized healthcare products. Our journey has been marked by strategic growth and thoughtful acquisitions. With nine brands in the Marketlab portfolio, we are able to provide comprehensive solutions across all aspects of healthcare delivery, from anesthesia to medical bags and everything in between.

Utilizing our broad product portfolio, focusing on low-to-mid volume products, healthcare facilities can reduce the time and effort spent on procurement, and focus on what truly matters — patient care.



## Everything Your Lab Needs All in One Place

This book is a showcase of standout products in each curated collection, but it's just the beginning. We offer a wide range of options to support your lab's unique needs. To explore more, scan the QR codes throughout or connect with your account manager for personalized recommendations.



To browse our curated collection of Clinical Lab solutions, scan or visit [marketlab.com/clinical-lab](https://marketlab.com/clinical-lab)

## Smart Solutions for Every Step of the Process

Whether you're performing a blood draw, analyzing tissue samples, or managing specimen storage, Marketlab offers solutions to help make your job easier. From cohesive bandages and tube caps to desktop organizers and phlebotomy carts, our solutions help support accuracy, safety, and smoother workflows.

## Spend Less Time Searching, More Time Doing

We make it easy to find the right tools for your lab. With high-quality products, expert-selected solutions, and a commitment to customer support, we help you focus on what matters — delivering accurate results with confidence.

## Get What You Need, Fast

Our Quickship program ships durable, top-quality products to you in as little as 10 business days — no hassle, no waiting. When lead times matter, we deliver, so you can keep moving forward. Just look for “Quickship Available” icon inside.

## TABLE OF CONTENTS

Carts . . . . .	pg 6	Lab Supplies . . . . .	pg 68
Draw Chairs . . . . .	pg 26	Lab Equipment . . . . .	pg 86
Draw Stations . . . . .	pg 41	PPE . . . . .	pg 94
Pediatric Draw Chairs & Stations . . . . .	pg 42	Safety & Compliance . . . . .	pg 96
Tables & Workstations . . . . .	pg 44	Waste Management . . . . .	pg 98
Seating . . . . .	pg 48	Communication . . . . .	pg 102
Lab Organization . . . . .	pg 56	Specimen Collection . . . . .	pg 104
		Labels . . . . .	pg 110
		Phlebotomy Supplies . . . . .	pg 114



# FURNITURE

At Marketlab, we understand that lab professionals need furniture that keeps up with their demanding day. Whether you're pipetting for hours, analyzing critical samples, or collaborating with your team, our ergonomic seating, durable workbenches, and smart storage solutions are built to support you. We prioritize quality materials, easy-to-clean surfaces, and adaptable designs to help you stay organized and focused.

Let's build a lab that works as hard as you do. Explore our selection of lab furniture and create a space where precision and comfort come together seamlessly.



Scan or visit  
[marketlab.com/lab-furniture](https://marketlab.com/lab-furniture)



Scan or visit [marketlab.com/lab-carts](https://marketlab.com/lab-carts)

# FURNITURE

## INSIGHT PHLEBOTOMY CARTS

### Insight® Ergo Phlebotomy Cart

138758

**The Ergonomic, Back-Saving Phlebotomy Cart.** Modular storage options, sold separately, with an ergonomic handle that makes it easier and more comfortable to maneuver the cart. This extended, angled handle promotes proper posture while minimizing back and shoulder strain when controlling the lightweight cart.

#### Available Options

138758E 5 Drawers, E-Lock  
138758 5 Drawers, Key Lock  
101878E 3 Drawers, E-Lock  
101878 3 Drawers, Key Lock



### Insight® Ergo Phlebotomy Cart with Tracking Caster

108687E

**Effortless Mobility.** The precision tracking caster glides smoothly through hospital corridors, navigating tight spaces with ease and crossing thresholds effortlessly. It delivers the storage and functionality you need with enhanced maneuverability that alleviates physical strain. Additional storage accessories also available.

#### Available Options

108687E 5-Drawer, E-Lock  
108687 5-Drawer, Key Lock



### Insight® Ergo Phlebotomy Cart with Guard Rail

108689E

**Your Mobile Command Center.** The worksurface features a four-sided raised edge that keeps supplies securely in place while the cart is in motion or traveling over uneven surfaces. It's large enough to accommodate a printer, scanner, and all the supplies needed for a patient draw. Additional storage accessories sold separately.

#### Available Options

108689E 5-Drawer, E-Lock  
108689 5-Drawer, Key Lock



Electronic and key lock options available



**Insight® Phlebotomy Cart**  
138760E 5 Drawers, E-Lock

Loaded with valuable features and convenient modular accessories, this cart supports blood draws wherever they happen. The lightweight frame, integrated handle, and large casters make maneuvering effortless and ensure smooth, quiet rolling on any surface. The durable frame is built to withstand even the busiest lab environments, giving you a hardworking solution that goes everywhere you do.



**Insight® Phlebotomy Cart**  
138760 5 Drawers, Key Lock




**Insight® Phlebotomy Cart**  
21491E 3 Drawers, E-Lock



**Insight® Phlebotomy Cart**  
21491 3 Drawers, Key Lock

**Drawer Divider Set**

21492  
14.41"W x 15.81"L x 2.38"H



**5qt Sharps Container Bracket**

41260  
Mounts on rear of cart



**Universal Sharps & Waste Bin Holder**

110546  
Mounts on rear or side of cart



**5qt Sharps Container**  
20596



**Ergo Handle**

108141



**Articulating Platform**

105523



**1qt Sharps Container**

8990 100/pk  
Fits in worksurface pocket

### Titan Draw Carts with Auto Lift

Reliability and convenience combine to create these innovative, ergonomic phlebotomy carts, which are perfect for your facility. Every feature is designed for safety and ease of use. The autolifting knob easily adjusts work-surface height for convenient, comfortable access, while durable twin-wheel casters provide smooth, silent transit over any surface. All Titan Carts come with sturdy five-star bases, integral multiaccess handles and antimicrobial, rimmed work surfaces. Plus, every piece of the cart can be taken apart for cleaning to help reduce HAIs.

MORE OPTIONS AVAILABLE



### Large Drawer with Combination Lock

14664-BL

Available Colors




Blue  
14664-BL



Clear  
14664-CL



### Deluxe Draw

34843 

24" x 20" work surface.

Includes:

- Pen Holder
- Sani-wipe bracket
- Multi-access handle
- Blue phlebotomy tray with 13mm tube rack
- Locking drawer unit
- 5qt sharps container and bracket
- Single glove box holder



### Deluxe Flat Top Draw

34839

24" x 20" work surface.

Includes:

- Locking drawer unit
- 5qt sharps container and bracket
- Glove box holder
- Multi-access handle



### Standard Draw

34842

16.25" x 16.25" work surface.

Includes:

- Pen holder
- Sani-wipe bracket
- Multi-access handle
- Blue phlebotomy tray with 13mm tube rack



### Standard Flat Top Draw

34838

24" x 20" work surface.

Includes:


- Multi-access handle

### Utility Basket Divider Set

Six dividers in each.

Available Options

- 10002 Short for Small Utility Basket
- 10004 Long for Small Utility Basket
- 10005 Short for Large Utility Basket
- 10008 Long for Large Utility Basket

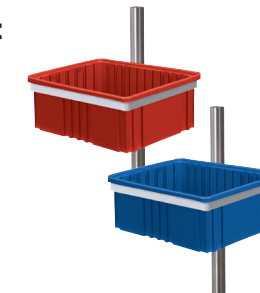


### Utility Basket

Includes mounting bracket.

Available Options

- 14279-BL Blue  
11"W x 16.5"L x 6"H
- 14280-RD Red  
9.5"W x 9.1"L x 4.5"H



### Swing-Lid Garbage Can

20597

Requires 20598 Mounting Bracket.



### Magnetic Single Glove Box Holder

20603



### Large Drawer with Glove Box and Bag Holder

34844



### 5qt Sharps Bracket

20595

Extends from the cart pole for a more ergonomic reach.



### Magnetic Printer Holder

20599

Designed to hold most printers.



### Small Magnetic PDA Holder

20600



### Large Magnetic PDA Holder

20601



TransCarts are designed, engineered, and built to give phlebotomists exactly what they need, right where they need it. With models customized to nearly every function of a blood draw lab, from draws to transport to storage and organization, TransCarts are a truly transformative phlebotomy solution. Choose from a wide variety of options and styles to accommodate different spaces and patients. Easily wheel your TransCart anywhere you go, support virtually any size tray, and accessorize it to make it your own.

MORE OPTIONS AVAILABLE

### Large Drawer with Combination Lock

14664-BL

Available Colors



Blue  
14664-BL



Clear  
14664-CL



### Deluxe TransCart Mobile Draw Cart

7910

Why is the Deluxe TransCart Mobile Draw Cart one of the most popular phlebotomy carts Marketlab offers? It holds everything a phlebotomist needs and it's still easy to move, thanks to the lightweight frame, dual-bearing casters, and built-in handle. We even made sure the accessories are lightweight. But there's nothing flimsy about this all-inclusive cart. Everything is made to last.

Includes:

- White phlebotomy tray with 13mm tube rack (1885-WH)
- Waste basket and bracket
- Small supply basket
- Large supply basket



### TransCart Draw Cart

14660

Works with 7375 Tray.  
Tray not included




### TransCart Draw Cart

14658

Works with trays  
17.325"L x 11.625"W.



### TransCart Mobile Draw Cart

7926 

Designed for use with Phlebotomy Tray with Rack (1885 and 1895).

### Magnetic Single Glove Box Holder

20603



### 1gal Waste Container with Mounting Bracket

34595



### Phlebotomy Tray with Rack

1885-BL

Fits 7926 TransCart.

More options available

### Bracket for 1qt Sharps Container

7930

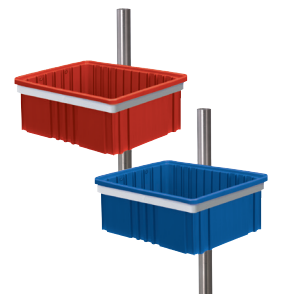
Works with 1qt Sharps Container 8990.



### Utility Basket

Includes mounting bracket.

Available Options  
14279-BL Blue  
11"W x 16.5"L x 6"H  
14280-RD Red  
9.5"W x 9.1"L x 4.5"H



### Large IsoBox To-Go Phlebotomy Tray

5685

Fits 14658 TransCart.



### Phlebotomy Tray with Sliding Drawer

7375

Fits 14660 TransCart.



### Insight® Storage Cart

43350E

The Insight Storage Cart is built for versatility and adaptability, providing a spacious storage solution with added workspace when needed. Its durable yet lightweight frame supports a variety of tasks, from storing essential supplies to creating a temporary work area. Designed for flexibility, the cart features a pull-out work surface, ensuring users have extra space without taking up additional room. The sturdy frame doubles as a rail system, allowing for easy customization with accessories. Built to move effortlessly in any environment, this cart is a practical and durable storage solution for every department.

#### Available Options

- 18087 3" Casters, Key Lock
- 18087E 3" Casters, E-Lock
- 43350 5" Casters, Key Lock
- 43350E 5" Casters, E-Lock

### Insight® Modular Cart

110399

Built for versatility and efficiency, the Insight Modular Cart is designed to adapt seamlessly across different departments while maintaining a compact footprint. Purposely designed to make adding or changing accessories quick and easy, it allows facilities to configure the cart based on their specific needs. With three spacious drawers, a transparent-door cubby, and a large worksurface, it keeps essential tools organized and within reach.



### Insight® Undercounter Storage Cart

19689E

The Insight Undercounter Storage Cart is a space-saving solution designed for rooms that require organization without sacrificing room. Its streamlined profile allows it to blend seamlessly into compact areas while still offering plenty of storage for essential supplies. Built for adaptability, it supports additional accessories to meet the needs of various tasks. Thoughtfully designed for ease of movement, it can be repositioned effortlessly to keep supplies accessible wherever they're needed.


#### Available Options

- 19689 Key Lock
- 19689E E-Lock


### For Storage Carts




**5qt Sharps Container**  
20596



**Drawer Dividers**  
21641 For 3"H drawers



**Drawer Dividers**  
21642 For 6"H drawers



**Drawer Dividers**  
21643 For 9"H drawers



**Universal Bracket**  
60873

### For Both Storage & Modular: Universal Bracket Required



**Single Glove Box Dispenser with Lid**  
14507



**Stainless Steel Glove Box Dispenser**  
GS-073



**PETG Glove Box Dispenser**  
Available Options  
GP-014 Double  
GP-015 Triple



**Adjustable Bin Units with 3 Removable Dividers**  
0231

### For Modular Carts



#### Tilt Bins

Mounts to backboard.

#### Available Options

111242 3-Bin      111239 6-Bin  
111241 3-Bin      111238 9-Bin  
111240 5-Bin



#### Seamless Antimicrobial Glove Box Dispenser

89993-WH

Mounts to backboard or 60873.




#### LabWall Panel

Mounts to accessory rail.

#### Available Options

107955 24" x 24"  
107956 24" x 12"



#### Drawer Divider Set

21492

14.41"W x 15.81"L x 2.38"H



#### Hardware Kit

111385

For attaching accessories to an existing accessory rail.



#### Accessory Rail

111244

Mounts to backboard.



#### 5qt Sharps Container Bracket

41260

Mounts on rear of cart.

### For Both Storage & Modular: Mount to Side of Cart



#### Closed Side Bin

34298



#### Open Side Bin

34297



#### Oval Opening Side Bin

34299



#### Articulating Platform

105523



#### Folding Workspace

110547



#### Storage Cabinet

110545



#### Ergo Handle

108141



#### Cord Wrap Accessory

106920



#### Multi-Use Hook

106921 Set of 2



#### Universal Sharps & Waste Bin Holder

110546



**IV Start Cart with Articulating Arm**  
95113-LY

Enhance efficiency during IV and epidural procedures and reduce the risk of accidental needlestick with this IV Start Cart, which is designed for easy supply access, clinician comfort, and superior safety. Two antimicrobial worksurfaces and an articulating arm allow for convenient accessibility whether clinicians are sitting or standing and provides a safe space for preparing supplies. Four drawers help eliminate the need to constantly restock carts, while also keeping IV essentials close at hand.

**Insight® Mobile Microscope Cart**  
53183

Designed specifically to assist cytology departments, labs, and fine-needle procedures, the Insight Mobile Microscope Station can comfortably accommodate up to three people working simultaneously. The microscope plate rotates 360° for full control of the microscope from any side of the station. Two adjustable angled worksurfaces flip up to give each user their own workspace. Store more supplies in two 5" drawers and a large cupboard, all lockable with the electronic lock. With the Insight Mobile Microscope Station, productivity and efficiency follow your lab staff everywhere.



**Riser**  
80936


Supports laptops and provides raised writing surface.





**Insight® Pilot Tilt Bin Storage Cart**  
34660

The Insight Pilot Tilt Bin Storage Cart is designed for high-capacity organization, making it easy to store, sort, and retrieve frequently used supplies. With its dual-sided design, users can quickly locate items without digging through clutter, keeping workflows smooth and efficient. In addition to its ample storage, this cart provides a sturdy workspace, offering a convenient surface for paperwork, devices, or task preparation. Built for both mobility and stability, it moves effortlessly while securely holding a substantial load. Thoughtfully constructed for durability and ease of use, this cart is a versatile solution for organized, high-volume storage.



**2" Drawer Divider Set for 34660**  
41954 4 Short, 2 Long



**Insight® Deluxe Phlebotomy Replenishment Station**  
94295

The Insight Phlebotomy Replenishment Station saves time and energy by allowing you to quickly restock phlebotomy trays and carts without having to go back to the supply room. The compact design holds more than meets the eye with a variety of storage solutions packed into a small space. The open shelves can be customized to keep the most commonly used supplies easily accessible while securing sensitive items behind lockable doors.



**4-Multi Bin Unit with Fasteners**  
94293



**Cable Winder**  
92615



**Drawer Dividers**  
92614 1 Large, 3 Small



**Lockable Storage Cart**  
23062-WH

The Secure Supply Cart stands out for its balance of security, convenience, and durability. Unlike standard carts, its lockable roll-top door protects supplies without sacrificing accessibility. The narrow design fits into tight spaces, making it ideal for crowded medical settings. Lightweight yet tough.



**Insight® Slim Storage Cart**  
60874

A perfect fit for narrow spaces and busy hallways. Its unique profile and configuration allow for smooth navigation while still offering ample storage options to keep essential supplies organized and accessible. The combination of clear bins, removable trays, and additional drawers ensures that everything has its place, making restocking and retrieval quick and efficient. Built with secure storage in mind, it keeps contents protected while maintaining visibility for easy inventory checks.



Scan or visit [marketlab.com/lab-supply-carts](https://marketlab.com/lab-supply-carts)

### Insight Mobile Supply Carts

The interior walls are lined with Panelogic™ panels that hold the shelves and bins. They feature runners and stoppers that allow full extension of any shelf or bin accessory without the worry of the accessory falling out.

Accessories are easily moved so you can rearrange them to meet your changing supply needs. They're also fully removable for easy restocking and cleaning.

ISO 60-40 Panelogic Interior Cell Panel System increases storage capacity by up to 30% compared to traditional shelving.

The exterior steel walls provide superior stability during transport, durability to extend the life of the carts and are easily cleaned with standard hospital disinfectants.

The Panelogic interior panels are also made of steel to prolong their life and are seamless so germs have no place to hide.



### Triple-Width, Triple Column with 35 Storage Accessories

108170

- 9-hook catheter slides (3)
- Steel shelves (4)
- Steel dividers (12)
- 2.5"H transparent bin with divider (2)
- 4"H transparent bins with dividers (8)
- 8"H transparent bins with dividers (6)

#### Available Options

108170 Glass Door  
108169 Tambour Door



### Double-Width, Double Column with 30 Storage Accessories

50388

- Steel shelves (4)
- Steel dividers (12)
- 2.5"H transparent bin with divider (2)
- 4"H transparent bins with dividers (8)
- 8"H transparent bins with dividers (4)"

#### Available Options

50388 Glass Door  
108168 Tambour Door



### Single-Width, Single Column with 15 Storage Accessories

50392

- Steel shelves (2)
- Steel dividers (6)
- 2.5"H transparent bin with divider (1)
- 4"H transparent bins with dividers (4)
- 8"H transparent bins with dividers (2)

#### Available Options

50391 Glass Door  
50392 Tambour Door

### Double-Width, Single Column with 12 Storage Accessories

50389

- Steel shelves (3)
- Steel shelf dividers (9)

#### Available Options

106780 Glass Door  
50389 Tambour Door



### Double-Width, Double Column with 15 Storage Accessories

106518

- Steel shelves (2)
- Steel dividers (6)
- 2.5"H transparent bin with divider (1)
- 4"H transparent bins with dividers (4)
- 8"H transparent bins with dividers (2)

#### Available Options

106518 Glass Door  
50393 Tambour Door



### IMPROVE ORGANIZATION OPTIMIZE STORAGE CAPACITY

#### ISO 60-40 PANELOGIC™ INTERIOR CELL PANEL SYSTEM




Catheter Rack  
Inside Top Mounted  
or Shelf Mounted

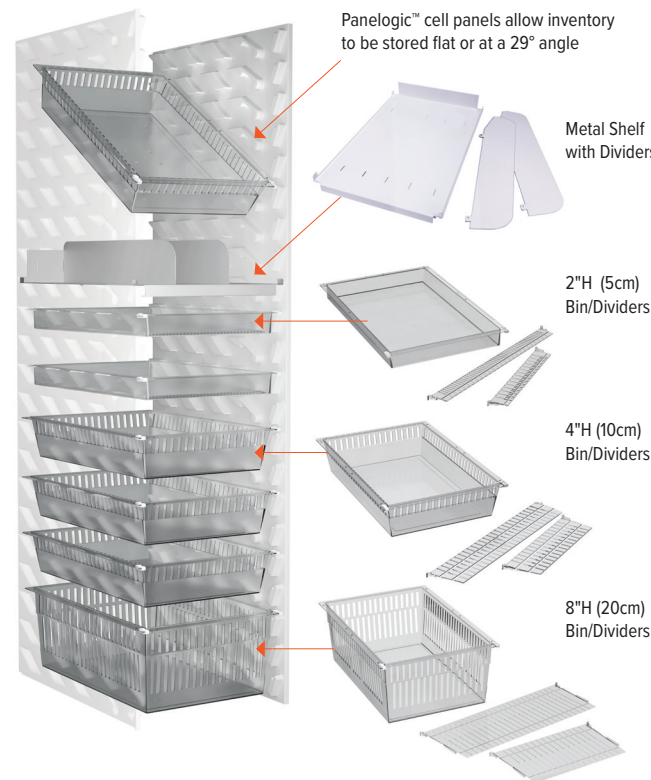


Locking Drawer  
Occupies 3 Cells

UP TO  
**30%  
INCREASED  
CAPACITY**  
compared to  
traditional shelving



ISO 60-40 Bin



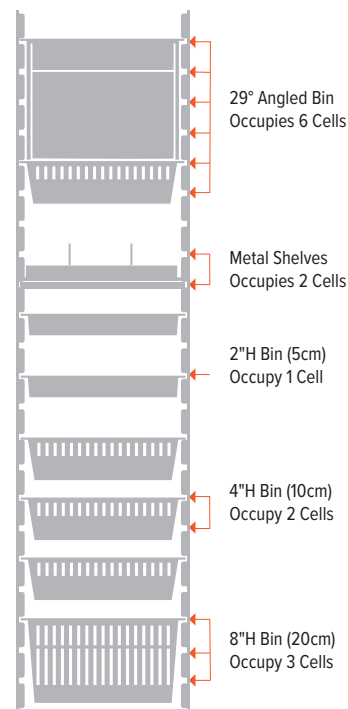
Panelogic™ cell panels allow inventory to be stored flat or at a 29° angle

Metal Shelf with Dividers

2"H (5cm) Bin/Dividers

4"H (10cm) Bin/Dividers

8"H (20cm) Bin/Dividers



29° Angled Bin  
Occupies 6 Cells

Metal Shelves  
Occupies 2 Cells

2"H Bin (5cm)  
Occupy 1 Cell

4"H Bin (10cm)  
Occupy 2 Cells

8"H Bin (20cm)  
Occupy 3 Cells

#### HYGIENIC

- Cart has smooth and easy-to-clean surfaces
- Bins are machine-washable
- Bins and dividers are injection molded ABS or polycarbonate plastic and can be easily and safely cleaned

#### STURDY

- Bins hold up to 77lb (35kg)

#### SPACE-SAVING

- Optimum storage utilization for supplies of various sizes
- Stacking rim enables bins to be stacked, saving space when not in use

#### WORRY-FREE

- The safety-stop function prevents bins from accidentally falling out when pulled

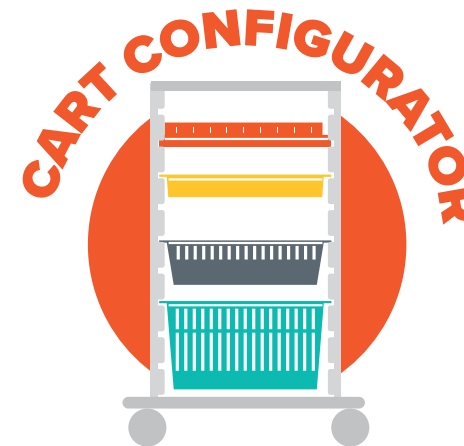
### SIZE COMPARISON MATRIX

#### SINGLE-WIDTH CARTS

#### DOUBLE-WIDTH CARTS

#### TRIPLE-WIDTH CARTS

	138950	138948	138937	138934	138941	138939	138933	138931	138955	138953
Tambour Door	138950	138948	138937	138934	138941	138939	138933	138931	138955	138953
Glass Door	138949	13946 Left Swing 13947 Right Swing	138936	138935	138940	138938	138932	138930	138954	138956
Width (bumper)	29.3" (74.3cm)	23.9" (61cm)	38.4" (97.5cm)	38.4" (97.5cm)	38.4" (97.5cm)	38.4" (97.5cm)	38.4" (97.5cm)	38.4" (97.5cm)	55.4" (140.7cm)	55.4" (140.7cm)
Width (handle to handle)	30.4" (77.2cm)	23.6" (59.9cm)	40.6" (101.6cm)	40.6" (101.6cm)	40.6" (101.6cm)	40.6" (101.6cm)	40.6" (101.6cm)	40.6" (101.6cm)	57.7" (146.6cm)	57.7" (146.6cm)
Height	63.8" (162cm)	80.6" (204.6cm)	42.7" (108.5cm)	42.7" (108.5cm)	63.8" (162cm)	63.8" (162cm)	80.6" (204.6cm)	80.6" (204.6cm)	80.6" (204.6cm)	80.6" (204.6cm)
Depth	25.4" (64.5cm)	28.3" (71.8cm)	28.3" (71.8cm)	28.3" (71.8cm)	28.3" (71.8cm)	28.3" (71.8cm)	28.3" (71.8cm)	28.3" (71.8cm)	28.3" (71.8cm)	28.3" (71.8cm)
No. of Columns and Orientation	(1) 60 x 40cm	(1) 40 x 60cm	(1) 83 x 60cm	(2) 40 x 60cm	(1) 83 x 60cm	(2) 40 x 60cm	(1) 83 x 60cm	(2) 40 x 60cm	(1) 40 x 60cm (1) 83 x 60cm	(3) 40 x 60cm
Usable Panelogic Cells Per Column	17	22	9	9	17	17	22	22	22	22



USE OUR CART CONFIGURATOR  
TO BUILD YOUR IDEAL CART

Scan or visit [marketlab.com/lab-configurable-carts](https://marketlab.com/lab-configurable-carts)

#### 1. SELECT YOUR CART SIZE

Insight Carts are available in a range of sizes that can be tailored to any application. Carts are available in 1, 2, or 3 columns that can be configured according to the Panelogic™ cell capacity.

#### 2. SELECT YOUR ACCESSORIES

Configure your cart with a variety of accessories, including shelves and bins in multiple sizes, as well as a locking drawer or a catheter box and rack.

#### 3. SELECT YOUR DOOR, LOCK, AND TOP OPTIONS

You can choose a tambour or tempered glass door, a keyed or electric lock, and a standard or sloped cart top.

For inquiries and no-obligation quotes, please contact your Marketlab Account Manager. If you need assistance being connected with your Account Manager call 800.237.3604.

As part of our goal to make delivery and set-up a seamless process, all of our carts are shipped on pallets with integral ramp for easy deployment on-site.



Scan or visit [marketlab.com/lab-draw-chairs](http://marketlab.com/lab-draw-chairs)

Find Pediatric Draw Chairs on Page 42





### Electric Reclining Draw Chair

10670-73

This is a true game-changer for phlebotomists. The seat height is a simple, quick adjustment, and the back reclines at the touch of a button. The upholstery is easy to clean and maintain. The ultra-comfortable seaess seat cushion includes an antimicrobial guard to inhibit the spread of bacteria. This chair accommodates patients up to 375lb and gives phlebotomists a valuable work tool.

#### Available Options

-  **Steel Blue**  
10670-73 CAL 133 Vinyl
-  **Royal Blue**  
10670-RB CAL 133 Vinyl
-  **River Rock**  
10670-74 CAL 133 Vinyl

Also Available in Standard Vinyl

### Bariatric Reclining Phlebotomy Chair Blue Ridge

7675-BD

This electric Bariatric Reclining Phlebotomy Chair is the perfect solution for patients who require a wider chair. Made with a heavy-gauge steel frame, it has a maximum weight capacity of 700lb and includes a four-function hand pendant to activate the motor, allowing caregivers to safely recline and raise patients without strain.



### Powered, Multi-Function Draw Chair

15995-BK

This power-adjustable chair offers several ways to keep any patient comfortable during a blood draw — from a fully postured, seated position to completely reclined. Raise or lower the padded adjustable footrest to offer another option of comfort. When the patient is relaxed and ready, raise or lower the entire chair to the height that works best for you — without altering the set comfort position.

#### Available Colors

- |  |   |
|--|---|
|  <b>Warm Gray</b><br>15995-139    |  <b>Gunmetal</b><br>15995-GU   |
|  <b>Burgundy</b><br>15995-BG      |  <b>Royal Blue</b><br>15995-RL |
|  <b>Black</b><br>15995-BK         |  <b>Slate Blue</b><br>15995-SB |
|  <b>Country Mist</b><br>15995-CMI |  <b>Wedgewood</b><br>15995-WD  |
|  <b>Desert Tan</b><br>15995-DT    |   |





**Reclining Phlebotomy Chair**  
10666-IB With CAL133 Fire Code Vinyl

Reclining Phlebotomy Chairs are so comfortable, your patients will want to take one home with them. Designed with extra-thick cushioning and LiquiCell technology, contour seat and back, footrest, and infinite positioning, your patient is sure to be relaxed and appropriately supported during the draw. Should your patient faint during collection, you can actuate the chair into the Trendelenburg position from either side to stabilize them. The folding side trays for supplies, lockable swivel casters, and easy recline operation make these chairs tech-friendly as well. Lifetime warranty on frame; three-year warranty on parts. Some assembly required.



Multiple recline positions, including trendelenburg, to improve patient stabilization

**Available Colors**

- Blue Ridge**  
10666-BD
- Imperial Blue**  
10666-IB
- Taupe**  
10666-TA
- Moat**  
138848 QS
- Dove**  
138848-DV QS



**Leg Extensions for Reclining Phlebotomy Chairs**

5487

This four-pack adds a 4-inch extension to the legs of a Reclining Phlebotomy Chair to increase patient comfort. Works with 10666 and 10667.

**Extra-Wide Reclining Phlebotomy Chair**

10667-TA With CAL 133 Fire Code Vinyl

Support larger patients with a bariatric reclining draw chair. The extra-wide seat is ideal for larger patients and the frame is designed to support up to 450lb. Dual gas cylinders provide a smooth transition in and out of Trendelenburg position, helping ensure patient comfort and safety.

**Available Colors**

- Blue Ridge**  
10667-BD
- Imperial Blue**  
10667-IB
- Taupe**  
10667-TA
- Dove**  
10667-DV QS



**Reclining Phlebotomy Chair With Drop-Arm**

10668-TA With CAL 133 Fire Code Vinyl

Self-storing drop arms create safe, easy lateral transfers. 400lb weight capacity.

**Available Colors**

- Blue Ridge**  
10668-BD
- Imperial Blue**  
10668-IB
- Taupe**  
10668-TA
- Moat**  
138849 QS
- Dove**  
138849-DV QS

















### Extra-Wide Reclining Blood Draw Chair

15935-51

This blood draw chair provides exceptional savings for any budget. The Extra-Wide Reclining Draw Chair offers fully adjustable arms to accommodate any patient comfortably. Four lockable casters allow you to place the chair virtually anywhere you need it and to lock it in place.

#### Available Colors

- |   |   |  |
|---|---|--|
|  <b>Copenhagen</b><br>15935-40 |  <b>Black</b><br>15935-BK      |  <b>Royal Blue</b><br>138838  |
|  <b>Port</b><br>15935-44       |  <b>Dark Blue</b><br>15935-DB  |  <b>Taupe</b><br>15935-TA     |
|  <b>Crocus</b><br>15935-48     |  <b>Dusty Jade</b><br>15935-DJ |  <b>Teal</b><br>15935-TL      |
|  <b>Canvas</b><br>15935-51     |  <b>Gunmetal</b><br>15935-GU   |  <b>Wedgewood</b><br>15935-WD |











### Three Position Reclining Blood Draw Chair with Front Tray

138838

The Three Position Reclining Blood Draw Chair changes how caregivers and patients approach blood draws. Patients enjoy the ultra-comfortable and responsive seat and back, while caregivers can quickly lock the back into one of three preset positions: sitting, TV, or full recline. Changing positions delivers therapeutic benefits, including increased circulation and less discomfort from respiratory, heart, and other issues. This all-in-one solution with a front tray includes casters for easy mobility.

#### Available Colors

- |   |   |  |   |
|---|---|--|---|
|  <b>Vintage Gold</b><br>138832 |  <b>Royal Blue</b><br>138836 |  <b>Blue Ridge</b><br>138834    |  <b>Jade</b><br>138838     |
|  <b>Warm Taupe</b><br>138833   |  <b>Doe Skin</b><br>138837   |  <b>Imperial Blue</b><br>138835 |  <b>Rosewood</b><br>138847 |







### Adjustable-Height Blood Draw Lounge Chair

14329-GU

Lounges allow patients to recline to a more natural position than standard phlebotomy chairs for improved comfort and safety for you and your patients. The fully upholstered lounge can be easily and safely reclined with the hydraulic lever.

#### Available Colors

- |   |   |
|---|---|
|  <b>Copenhagen</b><br>14329-40 |  <b>Gunmetal</b><br>14329-GU |
|  <b>Royal Blue</b><br>14329-RL |  <b>Canvas</b><br>14239-51   |

### Power Draw Chair Available Colors

- |  |  |   |
|--|--|---|
|  <b>Warm Gray</b><br>139 |  <b>Country Mist</b><br>CMI |  <b>Royal Blue</b><br>RL |
|  <b>Burgundy</b><br>BG   |  <b>Desert Tan</b><br>DT    |  <b>Slate Blue</b><br>SB |
|  <b>Black</b><br>BK      |  <b>Gunmetal</b><br>GU      |  <b>Wedgewood</b><br>WD  |



### Power Draw Chair with Padded Armrests

15979-139 Without Side Drawer

An electrically adjustable draw chair gives you the power to raise or lower a patient to the optimum draw height without any effort required. Chair height is controlled by a convenient foot pedal, which allows you to adjust the chair completely hands-free. Raise or lower chairs between 20" and 28" with or without the patient seated comfortably.




**With Side Drawer**  
15980-139



### Power Draw Chair with ClintonClean™ Armrests

15981-BG Without Side Drawer



**With Side Drawer**  
15982-BG  
(Not Available in Black, Gunmetal, Warm Grey, and Wedgewood)

### Extra-Wide Power Draw Chair with Padded Armrests

15983-RL

With a weight capacity of 375lb, this chair is wide enough to comfortably seat a child and their parent or a bariatric patient. It also allow you to adjust the height at which they are sitting, effortlessly. Features an electric lift mechanism for raising patients to a height that best suits you during a routine blood draw.



### Bariatric Power Draw Chair with Padded Armrests

15984-DT

Perform blood draws faster and more efficiently with this bariatric power chair. Comfortably support bariatric patients up to 850lb or a parent sitting with a child. The 110-volt lift mechanism effortlessly moves to put patients at the proper height for blood draws. Quickly flip the armrests up and out of the way for easy access.



### Available Color Options for Hydraulic Chairs on This Page

- Warm Gray**  
139
- Country Mist**  
CMI
- Royal Blue**  
RL
- Slate Blue**  
SB
- Burgundy**  
BG
- Desert Tan**  
DT
- Black**  
BK
- Gunmetal**  
GU
- Wedgewood**  
WD




Foot Adjustable, hydraulic height control has 6" range



### Hydraulic Countoured Back Draw Chair

15977-RL Without Side Drawer

This chair combines a hydraulic height control system with added comfort for your patients. Contoured seat backing provides padding in the right places for less stressful draws. Adjustable arms and armrests feature additional padding that is also easily cleanable between draws.



With Side Drawer  
15978-RL



### Hydraulic Draw Chair with Padded Armrests

15973-139 Without Side Drawer

No more awkward bending or straining — this chair's hydraulic height adjustment lets you work at the perfect level with a simple foot tap. Plus, the seaess one-piece seat leaves germs nowhere to hide, making cleanup effortless. Designed for efficiency, comfort, and hygiene, it's the smarter choice for every draw.



With Side Drawer  
15974-139



### Hydraulic Draw Chair with ClintonClean™ Armrests

15975 Without Side Drawer

The seaess one-piece seat and easy-clean arms of this draw chair make for easier and faster cleaning to help support your infection prevention protocols. And with foot-controlled hydraulic height adjustment, you can find the perfect draw position without bending or straining.



With Side Drawer  
15976



### Manual Reclining Draw Chair

10671 With CAL 133 Fire Code Vinyl

Easy does it! This draw chair features a manual backrest and leg rest — each with its own adjustment lever — for reclining a patient to 10° from horizontal position, as well as a manual foot pedal height adjustment. It has a 360° rotation with swivel lock and a 250lb weight capacity.

#### Available Options

- Royal Blue**  
10671-RB
- Steel Blue**  
10671-73
- River Rock**  
10671-74

Also Available in Standard Vinyl

# FURNITURE

## STANDARD DRAW CHAIRS WITH FLIP ARMS

### Lab X Draw Chair Available Colors

-  **Warm Gray**  
139
-  **Country Mist**  
CMI
-  **Royal Blue**  
RL
-  **Burgundy**  
BG
-  **Desert Tan**  
DT
-  **Slate Blue**  
SB
-  **Black**  
BK
-  **Gunmetal**  
GU
-  **Wedgewood**  
WD



### Lab X Standard Draw Chair

15968-139 Without Side Drawer 

Many patients find blood-drawing procedures stressful and the Lab X padded phlebotomy chair's 20" seat height offers them a comfortable place to sit and helps put them at ease. The chair features a contoured seat and an arched backrest that provide firm support. Arms are height adjustable with a 6" range of motion. It also has an adjustable flip-up rest that supports the patient's arm.



With Side Drawer  
15969-139



### Lab X Extra-Tall Draw Chair

15970-SB Without Side Drawer

With an extended seat height, this draw chair adds plenty of extra space for tall patients. Curved armrests and a waterfall seat edge design enhance patient comfort and promote lower body blood flow. The model with the drawer provides valuable storage space, and the stitched upholstery features fewer crevices for easier cleaning. The powder-coated frame supports up to 400lb.



With Side Drawer  
15971-139



### Lab X Extra-Wide Chair

40130-GU Without Side Drawer

This extra-wide version of the Lab X Series Draw Chairs provides the same comfort of the uniquely contoured seat with the added width to support bariatric patients or a pediatric patient and their parent.



With Side Drawer  
15972-139



### Lab X Tall Extra-Wide Phlebotomy Chair

40131-139

Accommodate a full spectrum of patients with a wider seat that supports up to 400lb and a taller frame. Designed for comfort, it boasts a waterfall seat edge and padded, curved armrests for total body support. The improved upholstery stitching creates fewer creases and crevices for enhanced infection prevention.



With Side Drawer  
40132-139



### Lab X Extra-Wide Bariatric Chair

40133-139 Without Side Drawer 

The extra-deep, extra-wide seat supports patients up to 700lb and optimized features add maximum comfort. The waterfall seat edge promotes circulation, while the curved, padded armrest adds comfort. Enhanced upholstery stitching optimizes infection control.



With Side Drawer  
40134-139



### Lab X Tall Extra-Wide Bariatric Chair

40135-CMI

Support patients up to 700lb and taller individuals with this reinforced chair with an extra deep, extra-wide seat and added seat height. The waterfall seat edge enhances lower body circulation for a more comfortable experience, and the curved, padded armrest maximizes comfort. Prevent the spread of infections with enhanced upholstery stitching.



With Side Drawer  
40136-CMI

# FURNITURE

## STANDARD DRAW CHAIRS WITH FLIP ARMS

For color options, see page 32



### Lab X Draw Chair

138781 Two Straight Arms

Bring more comfort and support to blood draw patients and give clinicians greater ease of use with this Lab X Draw Chair. We've responded to phlebotomist requests for two straight arms to simplify the experience with this streamlined design. Available in eight different colors, the Lab X Draw Chair is designed to adapt to your patients and your environment.



With One Straight Arm & Side Drawer  
138785

### Lab X Extra Tall Draw Chair

138780 Two Straight Arms

Convenience, comfort, and ease of use come together to support taller blood draw patients and phlebotomists with this Lab X Extra Tall Draw Chair. The two straight arms are a direct response to phlebotomist requests, which streamlines both the design and the price. Choose the color that best matches your environment, and enjoy a durable solution that is easy to use and maintain.



With One Straight Arm & Side Drawer  
138771



### Lab X Extra Wide Draw Chair

138813 Two Straight Arms

Support bariatric patients or even a parent sitting with a child using this Lab X Extra Wide Draw Chair. This larger seat creates plenty of space, while the two straight arms give phlebotomists the ease of use they've been asking for, which also streamlines the design and the price. Choose the color that best matches your environment, and enjoy a durable solution that is easy to use and maintain.

### Lab X Extra Wide & Extra Tall Draw Chair

138799 Two Straight Arms

With a wider seat and a taller base, this Lab X Draw Chair supports patients of all sizes, and sometimes even a parent and child. The two straight arms are a direct response to phlebotomist requests for an option without a front or pivoting arm. This solution streamlines the design and the price. Choose the color that best matches your environment, and enjoy a durable solution that is easy to use and maintain.





Scan or visit [marketlab.com/lab-draw-stations](http://marketlab.com/lab-draw-stations)



### Bariatric Phlebotomy Chair

43348-BK Flip Arm Rest

Designed to hold up to 1,200lb, these rugged, heavy-duty Phlebotomy Chairs are excellent for bariatric patients or a child and adult. Tear-resistant antimicrobial vinyl is easy to clean and helps minimize the spread of germs and bacteria, while padded flip armrests can be adjusted to better accommodate patients and healthcare professionals.



Dual Flip Arm Rests  
43349-BK

#### Available Colors

- Alabaster**  
AL
- Black**  
BK
- Dusty Blue**  
DBL
- Doe**  
DOE
- Palm**  
PAL
- Shadow**  
SW



### Wall-Mounted Wheelchair Blood Draw Station

15931-RL

These wall-mounted stations make it quick and easy to perform blood draws on patients in wheelchairs. Position wheelchairs against the wall and gently guide the arm down. No need to move patients out of wheel chairs or large tables to the procedure site—simply fold this station up and down as needed

#### Available Colors

- Copenhagen**  
15931-40
- Dove**  
15931-45
- Royal Blue**  
15931-RL



### Folding Blood Draw Chair with Flip Arm

101659-45

This chair is your mobile solution for blood drives, temporary labs, or blood-draw spaces. Perfect for when you need an extra chair or frequently transport chairs, each chair folds to a compact 8" depth and weighs only 26lb.

#### Available Colors

- Dove**  
101659-45 Standard Vinyl  
101660-45 CAL 133 Vinyl
- Dark Blue**  
101659-DB Standard Vinyl  
101660-DB CAL 133 Vinyl
- Gunmetal**  
101659-GU Standard Vinyl  
101660-GU CAL 133 Vinyl



Chair folds to 8" depth



Padded armrests can be locked in upright position or left down to the side independently of each other



### Half-Round Stationary Padded Phlebotomy Stand

20089

Height-adjustable, padded vinyl surface is comfortable for patients.

See page 32 for color options



### Half-Round Stationary ClintonClean® Phlebotomy Stand

17085

Budget-friendly draw station is easily height-adjustable.



### Portable Arm Stand

5404

Roll the Portable Arm Stand next to any chair or wheelchair to create a stable, safe draw site for blood collection.

# FURNITURE

## PEDIATRIC DRAW STATIONS



### Extra-Wide Pediatric Blood Draw Chair


Designed for both phlebotomist and child convenience and comfort, these Pediatric Blood Draw Chairs are essential for any phlebotomy department. A tall 26" seat makes it easy for phlebotomists to reach patients while minimizing potential back strain, while colorful graphics on the chairs' arms attract children's attention and help distract them during draws.



41953-AC  
Arctic Circle



41953-SGA  
Spring Garden



41953-AQU  
Aquarium



### Pediatric Blood Draw Chair

41952-AQU

Colorful, attention-grabbing graphics on the armrests to help distract young patients during blood draws.

**Available Colors**  
See Above



### Pediatric Phlebotomy Cart

15998 Space Place

With unique graphics embedded in the cart laminate, these are functional and kid-friendly too. Carts feature a large working surface for writing, preparing for blood draws, or placing a blood-draw tray. Under the work surface, the cart comes with two sliding drawers for additional storage of supplies. Store and secure draw supplies as well as specimens inside with a lockable door on soft close hinges.



16000  
Cool Pals



15999  
Ocean Commotion



16001  
Alley Cats & Dogs



### Single Glove Box Holder

54857

Optional accessory for Pediatric Phlebotomy Carts above.



### Horizontal-Mounted Infant Drawing Station

43338-GU Gunmetal

Comfortably supports small patients while saving valuable floor space. 30lb weight capacity.

**More color options available**



### Height-Adjustable Infant Blood Draw Station

15933-51 Canvas

Easy hydraulic height adjustment from 35" to 43". 90lb weight capacity.

**More color options available**



### SurfaceGuard Liners

2660-BL Blue

Three-ply softness for comfort and absorption. Poly barrier protects surfaces. 13" x 19". Also available in white.



### Vertical-Mounted Infant Blood Draw Station

15934-45 Dove

Economical, space-saving solution only occupies 8" of wall space. 50lb weight capacity.

**More color options available**



### Freestanding Infant Blood Draw Station

15932-40 Copenhagen

Generous padding for comfort and safety strap to help keep infants in position. 50lb weight capacity.

**More color options available**



### Award Stickers

7654 Dinosaurs

Give young patients fun stickers with vivid images. 200 per roll.

**More designs available**



Scan or visit [marketlab.com/lab-tables](http://marketlab.com/lab-tables)

### Built for the Way You Work



#### Strength and Stability for Everyday Lab Demands

Your work demands more than a surface, it demands a partner built to keep pace. Our lab tables deliver the strength and stability clinical environments require, supporting everything from routine diagnostics to complex sample preparation. Each table is engineered to provide a rock-solid foundation for daily performance.



#### Configure It Your Way


Choose the configuration that fits how you work: fixed height, manual height adjustment, or electric height adjustment. Start with a streamlined base model or build exactly what you need with organization accessories that keep supplies visible, accessible, and off your primary workspace. Preconfigured options are also available (see pages 46-47)



#### Surface Options That Stand Up to the Work

Phenolic tops provide a non porous, chemical- and stain-resistant surface that stands up to harsh reagents and repeated cleaning. Laminate tops are also available to meet budget and application needs.

Manufactured in the USA with precision craftsmanship, this is a complete table line designed to support your lab today and well into the future.



#### CS Lab Table with Phenolic Top


1000017BK	30" x 48"
1000018BK	30" x 60"
1000019BK	30" x 72"
1000020BK	36" x 48"
1000021BK	36" x 60"
1000022BK	36" x 72"

Also available with laminate top



#### 3.94" Caster Set, Non-ESD

1000075 For CS Lab Tables  
1000074 For CE Lab Tables



#### Single-Bay Upright Module

74716 For 48" Tables  
74720 For 60" Tables  
74724 For 72" Tables



#### Double-Bay Upright Module

74728 For 60" Tables  
74732 For 72" Tables



#### 11.81" Deep Tilttable Top Shelf

Sturdy steel shelf with front lip.

1000130 48"W  
1000131 60"W  
1000132 72"W



#### 15.75" Deep Tilttable Top Shelf

Sturdy steel shelf with front lip.

1000133 48"W  
1000134 60"W  
1000135 72"W



#### Bin Rail

Holds your supply bins at ergonomic, space-saving height.

1000071 48"W  
1000072 60"W  
1000073 72"W



#### Power Rail

10 outlets (NEMA 5-15R), 15amp.

1000137 48"W  
1000138 60"W  
1000139 72"W

#### CE Lab Table with Phenolic Top, Electric Height Adjustment

1000035BK	30" x 48"
1000036BK	30" x 60"
1000037BK	30" x 72"
1000038BK	36" x 48"
1000039BK	36" x 60"
1000040BK	36" x 72"

Also available with laminate top



#### CE Lab Table with Phenolic Top, Manual Height Adjustment

1000041BK	30" x 48"
1000042BK	30" x 60"
1000043BK	30" x 72"
1000044BK	36" x 48"
1000045BK	36" x 60"
1000046BK	36" x 72"

Also available with laminate top



# FURNITURE

## FIXED-HEIGHT WORKSTATIONS



**CS Lab Table with Phenolic Top,  
1 Bay, 2 Shelves & Power Rail**

1000029BK 30" x 48"  
1000030BK 30" x 60"  
1000031BK 30" x 72"  
1000032BK 36" x 48"  
1000033BK 36" x 60"  
1000034BK 36" x 72"

Also available with laminate top



**CS Lab Table with Phenolic Top,  
1 Bay & 2 Shelves**

1000023BK 30" x 48"  
1000024BK 30" x 60"  
1000025BK 30" x 72"  
1000026BK 36" x 48"  
1000027BK 36" x 60"  
1000028BK 36" x 72"

Also available with laminate top



**CE Lab Table with Phenolic Top, 1 Bay, Shelf,  
Bin Rail, Electric Height Adjustment**

1000047BK 30" x 48"  
1000048BK 30" x 60"  
1000049BK 30" x 72"  
1000050BK 36" x 48"  
1000051BK 36" x 60"  
1000052BK 36" x 72"

Also available with manual height adjustment and laminate top



**CE Deluxe Lab Table with Phenolic Top,  
Electric Height Adjustment**


1000059BK 30" x 48"  
1000060BK 30" x 60"  
1000061BK 30" x 72"  
1000062BK 36" x 48"  
1000063BK 36" x 60"  
1000064BK 36" x 72"

Also available with laminate top



**3.94" Caster Set, Non-ESD**

1000075 For CS Lab Tables  
1000074 For CE Lab Tables



**Single-Bay  
Upright Module**

74716 For 48" Tables  
74720 For 60" Tables  
74724 For 72" Tables



**Double-Bay  
Upright Module**

74728 For 60" Tables  
74732 For 72" Tables



**11.81" Deep  
Tilttable Top Shelf**

Sturdy steel shelf  
with front lip.

1000130 48"W  
1000131 60"W  
1000132 72"W



**15.75" Deep  
Tilttable Top Shelf**

Sturdy steel shelf  
with front lip.

1000133 48"W  
1000134 60"W  
1000135 72"W



**Bin Rail**

Holds your supply bins  
at ergonomic, space-  
saving height.

1000071 48"W  
1000072 60"W  
1000073 72"W



**Power Rail**

10 outlets (NEMA 5-15R),  
15amp.

1000137 48"W  
1000138 60"W  
1000139 72"W



Scan or visit [marketlab.com/lab-seating](https://marketlab.com/lab-seating)



### Fusion R+ Chair 2-way Mechanism, Desk-Height

42492-BK and 42491-BK

This innovative chair can be adjusted into a full range of seated postures ranging from forward leaning to reclining, making it perfect for comfortable all-day use throughout your facility.

#### Available Options

- Black** QS  
 42492-BK  
 42491-BK
- Graphite** QS  
 42492-GA  
 42491-GA



### Fusion R+ Chair 2-way Mechanism, Desk-Height with Break Casters

42490-BK QS

Designed for multishift durability, these heavy-duty chairs have dynamic ranges of adjustments that support the full range of seated postures from forward leaning to reclining, making them ideal for long-term use in the lab or throughout your facility.



### Wendova Mesh Back Chair with Supernova Vinyl

110400-37 QS

Adjustable height, arms, and lumbar support for customizable comfort.

#### Available Colors

- Marine Blue**  
 110400-37
- Carbon**  
 110400-CAR
- Taupe**  
 110400-TA
- Serling**  
 110400-STE

### ErgoTask Chairs and Stools

7397-BK and 7398-NV

ErgoTask seating combines the support of a high-back chair with the user-mobility of a mid-back chair. The tapered back give outstanding lumbar and thoracic support without the bulkiness of a traditional high back. The sculpted high-resilience foam seat cushion, contoured back cushion, and multiple adjustability (nine ways on chair; seven ways on stool) provide a customized fit. Optional sculpted arms adjust vertically and horizontally for better ergonomics.

#### Available Options

- Black** QS

7397-BK Chair, Adjustable Arms  
 7396-BK Chair, Aress  
 7397-BK Stool, Adjustable Arms  
 7399-BK Stool, Aress

- Navy**

7397-NV Chair, Adjustable Arms  
 7396-NV Chair, Aress  
 7399-NV Stool, Adjustable Arms  
 7398-NV Stool, Aress



### Tall Back Task Chair with Supernova™ Vinyl

110433-BL and 139228-BK

This height-adjustable task chair features a back designed to support taller individuals and features an antibacterial/antifungal Supernova vinyl seat.

#### Available Options

110433 Bench Height  
 110434 Bench Height with Footring  
 139227 High Bench Height with Footring  
 139228 High Bench Height with Footring and Arms

- Black** QS  
 110433-BK  
 139228-BK  
 110434-BK  
 139227-BK
- Blue** QS  
 110433-BL  
 139228-BL  
 110434-BL  
 139227-BL

Additional styles available







**Acton® Comfort Task Chair, Desk-Height**



0072-BK and 0073-NV

This budget-conscious task chair includes adjustable seat height, waterfall seat edge, and contoured floating back for greater support. Seat height range: 16" to 20.25".

**Available Options**

0072 With Arms  
0073 Without Arms

 **Black**  
0072-BK   
0073-BK

 **Navy**  
0072-NV   
0073-NV




**Acton® Comfort Stool, Mid-Height**


0074-BK and 0075-NV

Economical design and ergonomic comfort that supports the lower back as well as the bottom line. Perfect for work stations, break rooms, training rooms, and offices. Seat height range: 21" to 31.25".

**Available Options**

0074 With Arms  
0075 Without Arms

 **Black**  
0074-BK  
0075-BK

 **Navy**  
0074-NV  
0075-NV

**Citrus® Antibacterial Med-Tech Chair**

102172-SY and 101270-SY

Created to stand up to the demands of busy labs, the innovative Citrus Chair has an intuitive design that allows it to adapt to each individual user with no adjustments necessary, making it perfect for use by multiple techs. The disinfectant- and chemical-resistant Chair has antibacterial upholstery and minimal joints for easy, thorough cleaning.

**Available Options**

102170 Desk Height Without Arms  
102171 Desk Height With Arms  
102172 Mid Height Without Arms  
102173 Mid Height With Arms

**Available Colors**



**Heavy-Duty Bariatric Lab Chair Desk Height, With Arms**

138831

Maintaining focus and comfort throughout the day can be difficult in a chair that isn't built to support you. Give a wider range of people the support and comfort they need to be productive all day with this Heavy-Duty Lab Chair. The oversized seat and back and reinforced frame are designed to support up to 500lb, yet still offer the customizable options everyone expects from a full-featured task chair. The heavy-duty multi-function recline control with seat slider adjustment provides added strength and durability. It's about more than increasing durability it's about elevating productivity and comfort for all.

**Available Options**

138829 Aress  
138831 With Arms





### Cleanroom Chairs

42082-BK, 42085-COL, 42088-45

Tested to Fed Std.209E and ISO 14644-1 requirements, these antimicrobial Cleanroom Chairs are considerably cleaner than virtually all similar alternatives with sealed backs and vents that keep particles from going into the air. Excellent for long-term sitting, the ergonomic chairs have adjustable backrests with lumbar support and a contoured waterfall cushioned seat pan.

#### Available Options

- 42082 Desk Height With Casters
- 42083 Desk Height With Glides
- 42084 Mid Height With Casters
- 42085 Mid Height With Glides
- 42088 Bench Height With Casters
- 42089 Bench Height With Glides

#### Color Options

-  **Black**  
BK
-  **Burgundy**  
BG
-  **Charcoal**  
CC
-  **Colonial**  
COL
-  **Dove**  
45

### Desk-Height Cleanroom Stool

110435-BK 

Hand-activated height adjustability and 360° swivel precise positioning. 300lb weight capacity. Seat height range 16.25" to 21.5"H.

#### Available Colors

-  **Black**  
110435-BK
-  **Blue**  
110435-BL




### Medium Bench-Height Cleanroom Stools with Casters

110436-BK 

Adjustable height, durable materials, and self-braking casters or glides ensure safety, convenience, and long-lasting reliability. Seat height range 19.25" to 27"H.

#### Available Options


- 110436 With Casters
- 110437 With Glides

-  **Black**  
BK
-  **Blue**  
BL



110437  
With Glides

### High Bench-Height Cleanroom Stools with Casters

110439-BK 

Class 10 certified stool designed for bench height applications. Seat height range: 23.5" to 33.5".

#### Available Options

- 110439 With Casters
- 110440 With Glides

-  **Black**  
BK
-  **Blue**  
BL



110440  
With Glides



### SitStar® Stool

9367-BK

The Sit-Star Stool offers a level of comfort atypical of a smaller seat design. The tractor-shaped seat is constructed of PVC-coated gel molded on a metal frame.



### Lab Stool, Bench-Height

138830 QS

Adjustable seat height allows anyone to quickly change to fit their preferences and the locking seat tilt and full swivel increase the ergonomic comfort. The durable base sits atop rugged casters, enabling effortless movement throughout your space.



### Lab Stool, Desk-Height

138828 QS

Adjustable seat height allows anyone to quickly change to fit their preferences and the locking seat tilt and full swivel increase the ergonomic comfort. The durable base sits atop rugged casters, enabling effortless movement throughout your space.



### Extra Cushioned Stool with Chrome Base

5506

This durable stool features a thick padded seat with a quick and easy seat-height adjustment to deliver all-day comfort. The chrome-plated base swivels effortlessly and scoots around on five smooth-action casters for total freedom of movement. Antimicrobial vinyl inhibits bacterial growth and keeps the stool performing at a high level every day.



### Sit-Stand Lab Stool

138827 QS

Choose your preferred working posture by switching from a standard seated-height stool to a standing-height posture with the Sit-Stand Stool. Bring greater comfort to lab spaces with additional ergonomic adjustments such as a locking seat tilt and full swivel. The durable base sits atop rugged casters, enabling effortless movement throughout your space.



### Large Footrest

9188

Ergonomic footrests promote comfort from head-to-toe. These free-standing, adjustable footrests provide foot support when chairs cannot, relieving stress on the underside of your thighs.



### Small Footrest

9189

This footrest with 10 sloped non-ski platform delivers maximum comfort and relieves stress on the underside of the thighs. It adjusts from 3" to 11" from the floor.



### Extra-Cushioned Lab Stool with Chrome Base, With Back and Pneumatic Height Adjustment

138822 QS


This lab stool boasts ergonomic features like adjustable seat height and a locking back tilt for personalized support. The sturdy black, nylon-reinforced fiberglass base, along with smooth-rolling, self-braking casters, works great on hard floors. Plus, the antibacterial/antifungal vinyl makes it a smart, easy-to-clean choice.



Scan or visit [marketlab.com/lab-organization](https://marketlab.com/lab-organization)



**Monitor Stand**  
16667 18"W x 10"D x 3"H  
Designed specifically to accommodate flat-screen monitors.  
**More options available**



**Large Double Shelf Monitor Stand**  
0936 21"W x 16"D x 6.5"H  
Raise your monitor and get additional storage cubbies at the same time.



**Onyx® Mesh Organizer**  
42438-BK 12.5"W x 11.25"D x 3.25"H  
Wire mesh allows for air movement and reduces dust collection.  
**More options available**




**Adjustable Compartment Bench Bin**  
9957 12"W x 10"D x 20"H  
Durable and resistant to chemicals, dust, and scratches. Adjustable dividers allow compartment sizes to change as your supplies change.  
**More configurations available**



**Fixed Benchtop Organizer**  
9953 24"W x 10"D x 12"H  
Angled dividers provide differentiation between supplies but don't get in the way when you're trying to retrieve them.  
**More configurations available**



**Fixed Benchtop Organizer with Cutouts**  
9962 12"W x 6.7"D x 12"H  
Half-circle cutouts make accessing items easy.



**Workstation Riser**  
15005 10"W x 10"D x 10"H  
Elevate supplies off workbenches or floors to increase storage space and help pass regulatory inspections.  
**More sizes available**



**Workstation Riser**  
14417 18"W x 8"D x 10"H  
Put all of your most important tools or frequently used products on the top shelf.  
**More sizes available**



**Stackable Cube Organizers Kits**  
50292  
Modular, compact design fits easily on desks and benchtops. Can be linked together vertically or horizontally.  
**More options available**



**Drawer Organizer**  
9588  
Keep small supplies organized.  
14"W x 17.75"L x 2.625"H.  
**More options available**



**Interlocking 9-Piece Bin Pack**  
15138  
Mix and match to customize your storage.  
**Pack includes:**  
Large Bin 15.5"L x 6.3"W x 2"H  
2 Long Bins 15.5"L x 3.1"W x 2"H  
2 Medium Bins 9.3"L x 3.1"W x 2"H  
4 Small Bins 3"L x 3.1"W x 2"H



**Tiered Organizer Bin System**  
2556 10.13"W x 21.38"D x 14.25"H  
Each bin in the seass, one-piece rack holds up to 10lb of supplies.  
**Available Options**  
2556 6-Bin  
2557 9-Bin



### Four-Shelf Wire Shelving Carts

2212

Wire shelving on wheels provides versatility to any healthcare facility. They allow quick reorganization of supply areas and stockrooms. The large wheels ensure smooth rolling and two have locks to keep the unit in place when it reaches its final destination.

#### Available Options

2209 18"W x 36"L x 69"H  
2210 18"W x 48"L x 69"H  
2211 18"W x 60"L x 69"H  
2212 18"W x 72"L x 69"H

24"W Options Also Available



### One-Box 4-Shelf Wire Shelving Unit

39091

Cost-effective shelving ships in one box and includes posts, shelves, and all necessary hardware. Bright chrome finish.

#### Available Options

39089 30"W x 18"D x 72"H  
39090 36"W x 18"D x 72"H  
39091 42"W x 18"D x 72"H  
39092 48"W x 18"D x 72"H

24"D Options Also Available



### Mobile Post Basket Shelving

54967

Basket shelves hold up to 800lb each.

#### Available Options

54967 24"W x 18"L  
54968 36"W x 18"L  
54969 48"W x 18"L  
54970 60"W x 18"L



### Wire Mesh Hang & Stack Bin

16549 5.5"W x 10.75"D x 5"H

Nickel-chrome finish and a 0.375" x 0.375" grid pattern.

More sizes available

#### Available Bin Colors for Wire Shelving and Storage Cabinet on This Page



Yellow



Green



Blue



Red



Clear

Wire Shelving & Organizer Bins Only



Stone

Organizer Bins Only



### Wire Shelving and Organizer Bin Complete Bundles

34549

Durable wire chrome shelving is easy to access and clean.

More configurations available



### QuickView Storage Cabinet with Bins

100948-GN

Rugged storage cabinet with easy-view transparent doors.

More configurations available



### Bin Cup

1448

Use in bins, drawers, and phlebotomy totes.

#### Available Options

1448 Large, 5"W x 2.75"D x 3"H  
9172 Small, 3.25"W x 2"D x 3"H



### Organizer Bins

18886-RD, 18890-YL, and 19013-BL

Industrial-grade bins are waterproof, rust-proof, and corrosion-proof. Cost-efficient six pack.

Available Options (see color options above)

#### 8.25"W

18887 10.75"D x 7"H  
18886 18"D x 9"H

#### 11"W


18888 10.875"D x 5"H  
18890 18"D x 10"H

#### 16.5"W

18891 10.875"D x 5"H  
18889 14.75"D x 7"H  
19013 18"D x 11"H

More options available

### Available Colors for Boxes & Totes



### Complete Divide Box Carts

2929-BL

Includes everything shown: frame with shelves, drawer slides, boxes, and 5" polyurethane casters.

**Frame: 21"W x 24"D x 69"H**

**Boxes: 17.5"W x 22.5"D x 6"H**

#### Available Options

- 0910 4-Shelf, 45"H
- 2929 7-Shelf, 69"H
- 2056 11-Shelf, 74"H

### Dividable Storage Box

16062-RD

Divider Boxes have not met an organization puzzle they could not solve. With so many sizes to choose from and so many ways to reconfigure each one, the compartmental combinations are seemingly infinite. Get the box that's strong enough to hold your heavy supplies and adaptable enough to maximize small-item storage.

#### Available Options

- 2035 10.875"W x 16.5"L x 3.5"H
- 34481 10.875"W x 16.5"L x 5"H
- 2060 10.875"W x 16.5"L x 6"H
- 16062 10.875"W x 16.5"L x 8"H

**8.25"W and 17.5"W options also available**

### Snap-On Lid for Divider Boxes

2220 For 2035, 2060, 16062

Help protect contents from damage and dust. The special treads allow for secure stacking.

### Label Holders for Divider Boxes

1426

#### Available Options

- 1424 Small 8"W x 2"H
- 1425 Medium 5"W x 3"H
- 1426 Large 8"W x 5"H

**Dividers also available**



### Stak-n-Store Bins

6172-BL

Stak-N-Store Bins are the perfect way to organize heavy, bulky items. Extra care went into the design to assure stability when stacked on floors or industrial shelving. Large comfort handles make transport easy on your hands.

#### Available Options

- 6172 10.875"W x 17.5"D x 12.5"H (Not available in Red)
- 6173 19.875"W x 15.25"D x 12.4375"H
- 6174 16.5"W x 17.5"D x 12.5"H



### Nesting and Stacking Totes

8901 - 8909

Comfortable grip means no more pinched fingers. And durability means they'll stand up to heavy wear and tear.

#### Available Options

- 8901 11"W x 18"L x 6"H
- 8902 11"W x 18"L x 9"H
- 8903 13.5"W x 19.5"L x 8"H
- 8904 15.5"W x 19.5"L x 10"H
- 8905 15.5"W x 19.5"L x 13"H
- 8906 15.5"W x 23.5"L x 12"H
- 8907 19.5"W x 23.5"L x 10"H
- 8908 19.5"W x 23.5"L x 13"H
- 8909 19.5"W x 29.5"L x 15"H



### Lockable Storage Tote

0923-BL


These totes stack securely when closed and nest when empty. Each bin can accommodate zip ties or locks for secure transport. Attached, hinge-integrated lid.

#### Available Options

- 0922 9.8"W x 11.8"L x 7.7"H
- 0923 10.9"W x 15.2"L x 9.7"H
- 0924 11.8"W x 19.7"L x 7.3"H
- 0925 15.2"W x 21.8"L x 12.9"H (Not available in Gray)
- 0926 17"W x 26.9"L x 12.6"H



### Available Colors for Boxes & Totes



### 4" Shelf Bin

2767-YL

4" height allows you to organize even closely spaced shelves.

#### Available Options

11.625"D	17.875"D	23.625"D
2746 2.75"W	2757 4.125"W	2758 4.125"W
2756 4.125"W	2767 6.625"W	2768 6.625"W
2766 6.625"W	2777 8.375"W	2778 8.375"W
2776 8.375"W	2787 11.125"W	2788 11.125"W
2786 11.125"W		



### 6" Tall Shelf Bin

15552-BL

This mid-sized bin option is great for supplies tall and small.

#### Available Options

11.625"D	17.875"D	23.625"D
10754 4.125"W	10755 4.125"W	14721 6.625"W
10756 6.625"W	10757 6.625"W	Red, Blue, & Clear
14719 8.375"W	14720 8.375"W	15549 11.125"W
		15552 8.375"W



### 8" Tall Shelf Bin

16920

Ideal for odd-sized packages that don't fit in smaller containers.

#### Available Options

11.625"D	17.875"D	23.625"D
16919 4.375"W	16923 4.375"W (blue only)	16927 4.375"W (blue, red, clear only)
16920 6.625"W	16924 6.625"W	16928 6.625"W
16921 8.375"W	16925 8.375"W	16929 8.375"W
16922 11.125"W	16926 11.125"W	16930 11.125"W

### Tilt Bins, 3 Bin Unit

6025

Create a custom supply station with bin units that stack on countertops or mount on walls. Each bin moves independently, has an integrated handle, and tips out to a wide 45° angle. Each unit is 23" wide.

#### Available Options

	Bin Count	Bin Size
10384	1	10.75"W x 8.75"D x 13"H
9598	2	0.75"W x 8.75"D x 13"H
6025	3	7"W x 6"D x 8.5"H
6024	4	5"W x 5"D x 7.5"H
6023	5	4"W x 3.75"D x 6"H
9597	6	3.5"W x 2.5"D x 3.75"H
9596	9	2"W x 1.75"D x 2.5"H



### Mounting Rails for Tilt Bins

10665

For mounting Tilt Bins to the wall.

#### Available Options

10665	16"W x 24"H
6021	16"W x 48"H
9595	16"W x 70"H



### Interlocking Tilt Bin

34522-WH

Designed for convenient access to small tools and supplies, these innovative, versatile Tilt Bins can be interlocked vertically or horizontally to meet space constraints on your desk, benchtop, or counter.

#### Available Options

34521	4.75"W x 5.25"D x 6.25"H
34522	4.06"W x 3.625"D x 4.25"H



### Create Storage Space Out of Thin Air

LabWall is the ultimate organizing tool for any facility because it utilizes otherwise wasted wall space.

- Vertical, open-air storage helps improve workflow and frees up valuable surface workspace
- Durable and lightweight aluminum construction
- Trimmed side edges provide clean, finished look and eliminate sharp edges
- More convenient and adjustable than standard wall-mount shelves



### LabWall Panel

6310-WH

Build your own organization system. Start with the panel that fits your space and add the accessories you need.

Available Options  
 6312-WH 1'W x 4'H  
 6310-WH 2'W x 1'H  
 6308-WH 2'W x 2'H  
 6313-WH 2'W x 4'H  
 6311-WH 4'W x 1'H  
 6309-WH 4'W x 2'H

Also available in Silver

### LabWall Panel Bundle

15558 4'W x 2'H

Includes LabWall Panel and:

- 10.875"D Organizer Bins (3)
  - 5.5"W x 5"H
  - 8.25"W x 7"H
  - 11"W x 5"H
- 12"W x 6"D Wire Basket
- 12"W x 12"D Wire Baskets (2)
  - 4"H
  - 8"H



### LabWall Bundle with Wire Basket

41405 4'W x 2'H

Includes LabWall Panel and:

- Side-Loading Triple Glove Dispenser
- Acrylic Tube Rack
- Paper Towel Dispenser
- 5-Unit Tilt Bin
- 4-Unit Tilt Bin
- Wire Basket
- Organizer Bins (3)
- Accessories for hanging dispensers, bins, and rack



### Phlebotomy LabWall Bundle

60800 4'W x 2'H

Includes LabWall Panel and Ready-to-Hang Accessories:

- Side-Loading Triple Glove Dispenser
- Acrylic Tube Rack
- Paper Towel Dispenser
- 5-Unit Tilt Bin with Hanger
- 4-Unit Tilt Bin with Hanger
- Wire Basket
- Organizer Bins (2)

Add instant organization, easy access, and a clean, efficient look with Organizer Bins on page 59.



### LabWall Panel and Whiteboard

106167-SI 3'W x 2'H

This combination LabWall Panel and whiteboard offers a space-saving solution.



### LabWall Tube Dispenser

10397

12"W x 5.5"D x 16"H



### 4-Bin Tilt Bin with Hanger

10381

23.5"W x 6.5"D x 8.5"H  
 Additional options available



### Timer/Thermometer Holder with Hanger

42519

3.25"W x 1.25"D x 3.375"



### Acrylic Shelf for LabWall

42514

8.375"W x 7.813"D x 2.813"H



### Acrylic Paper Towel Holder

10031

10.5"W x 3.75"D x 6"H

More dispenser options available



### Double Side-Load Glove Dispenser with Hanger

42591

10.125"W x 4.125"D x 10.75"H



### Phlebotomy Tray with Sliding Drawer

7375

The bottom drawer is great for small items such as bandages. A great tote for IV starts and blood draws. 9"W x 14"L x 6"H.



### Modular Phlebotomy Tray

35117

Designed to help improve efficiency and save restocking time. Three different sizes of transparent acrylic containers can be mixed and matched to meet your needs and are easy to remove when you need to clean the tray. 11.5"W x 14"L x 7"H.

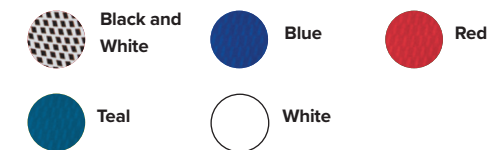
### Phlebotomy Tray with Tube Rack

1885

Our Phlebotomy Tray with Tube Rack is lightweight, even when stocked, making it easy to transport your blood draw supplies. The unique configuration provides plenty of space for all of your blood draw essentials. Compartments are customizable, allowing you to arrange your phlebotomy supplies your way. 11.5"W x 16.5"L x 9.5"H.

#### Available Options

1885 With 13mm Tube Rack  
1895 With 17mm Tube Rack



### Droplet™ Blood Collection Tray with 13mm Tube Rack

6989

Replaceable trays (6991) reduce cleaning time. Includes 2 trays. Also available with 16mm tube rack (6990).



### Large Soft-Sided Phlebotomy Tote

6949-BL

Three compartments keep supplies organized for efficiency. The large main compartment has removable dividers that allow you to customize interior compartments.

#### Available Colors



### Phlebotomy Tray Tape Holder

16935



### Phlebotomy Tray Document Holder

8100



### Lid for Phlebotomy Tray

10406

Helps isolate potentially dangerous specimens from non-lab personnel. 11.75"W x 17"L x 6.75"H.

# LAB SUPPLIES

From specimen collection to final analysis, the right lab supplies make all the difference in accuracy, efficiency, and workflow. That's why Marketlab is committed to providing innovative, high-quality clinical lab supplies that keep your lab running smoothly — so you can focus on what matters most: delivering reliable results.

Explore our collection of clinical lab supplies and discover how the right tools can elevate your lab's performance.



Scan or visit  
[marketlab.com/lab-supplies](https://marketlab.com/lab-supplies)

# LAB SUPPLIES

## CLINICAL LAB ORGANIZATION



### Acrylic Tube Rack

7100

This sturdy acrylic rack keeps blood collection tubes easily accessible for phlebotomists. The slanted compartments prevent tubes from rolling out and place tubes at an easy-to-grab angle.

More sizes available



### Blood Bag Rack

9620

Manage your blood inventory and separate stock by crossmatched units or blood type.

#### Available Options

9197 4-Place  
9620 8-Place

Organizer tray also available



### Reagent Vial Rack

7885

10 vials with a 1" diameter fit perfectly into the Reagent Vial Rack. It includes a handle for easy transporting and has rounded corners to prevent snagging on lab coats.




### Blood Bag Stand

2032 and 9615-CL

These stands are one-piece acrylic bent into the appropriate shape to hold the bag without pinching it too tight. They also have a little bit of flex to allow for easy insertion and removal.

#### Available Options

2032 Tall  
9615-CL Standard




### Racks for Roche, Hitachi, and Centaur Magazines 1016

Are you frustrated after another magazine rack just tipped over? Check out this unique solution from Marketlab. These racks are designed specifically to keep Centaur, Roche, and Hitachi magazines upright, making your job easier and faster.

#### Available Options

1015 For Roche, Hitachi, and Centaur  
1016 For Advia Centaur



### Reagent Organizer for Abbott Architect 1984

If you're not storing your Abbott Architect reagents in this organizer, you're wasting time and space. This unit provides a designed space for them so you spend less time looking for them, keeps them upright and always in front (thanks to the tension feeder), and has a pocket to store lot information in front. Best of all, they're stackable!



### Ventana™ Rack 4925

Wouldn't your work as a histo tech be easier if your Ventana Reagents were neatly aligned in a row? These acrylic organizers do just that while they also allow you to scan barcodes and view labels. Two options are available: the large model holds 9 and the small model holds 6.

#### Available Options

4925 Small  
4926 Large

### Culture Tube Dispenser

Marketlab's Culture Tube Dispensers are the trifecta of good decision-making, because they save time, money, and space. Save time because culture tubes are readily available. Save money because they help prevent breakage of the culture tubes. Save space because the dispenser has such a small footprint. Show your boss you're savvy and outfit your laboratory workstations with Culture Tube Dispensers.

#### Available Options

7715 Holds 16mm x 100mm Tubes  
7717 Holds 13mm x 100mm Tubes  
7718 Holds 12mm x 75mm Tubes



### Quad Bottle Holder with Storage 13226

Store up to four 3" diameter bottles in a space-saving footprint. Made of ABS for easy disinfecting with bleach solution. Can be mounted to the wall. 15.75"W x 6"D x 5.75"H.



### Cubitainer® Rack

These racks elevate heavy supplies like Cubitainers to help meet fire safety regulations and reduce back strain. One piece, multiwall construction is lightweight with a heavy load capacity.

#### Available Options

3520 36"W • 750lb weight capacity  
3521 48"W • 1,000lb weight capacity  
3522 60"W • 1,200lb weight capacity





Scan or visit [www.marketlab.com/lab-tcr](http://www.marketlab.com/lab-tcr)



### Centrifuge Tubes

107925

Spin rates up to 20000 x g.  
Sterile polypropylene.

#### Available Options

107925 15  
107972 50  
105660 10

#### Additional options available



### Culture Tubes with Snap Cap

105467

Polystyrene tubes withstand 1500 rpm.  
Polypropylene tubes withstand 3000 rpm.  
Autoclavable and freezable. Sterile.

#### Available Options

**Polystyrene**  
105467 2 x 75mm • 5

**Polypropylene**  
105469 17 x 100mm • 15



### Test Tubes

105445

Conical bottom helps efficiently  
separate solid particles during  
centrifugation.

#### Available Options

**Polypropylene**  
105440 12 x 75mm, 5  
105443 13 x 75mm, 5  
105445 13 x 100mm, 8  
105436 16 x 100mm, 12  
105448 12 x 100mm, 15

**Polystyrene**  
105441 12 x 75mm, 5  
105473 16 x 75mm, 8



### Marketlab Nesting Sample Cups

138166

Simply transfer the sample from the  
original collection tube into a Nesting  
Sample Cup and then place that inside  
the original collection tube. The Nesting  
Sample Cup will accompany the labeled  
tube in the analyzer, saving time and  
keeping your workflow efficient.



### Flanged Tube Caps, 13mm

15535

The flexible flanges of these Marketlab  
Tube Caps create a confident, leak-  
resistant seal.

**Available in Lavender, Natural, Yellow  
Green, Orange, and Blue**



### Universal Plug Caps

0539

Will not crack or fall off under the  
most challenging temperature storage  
conditions. Their flexibility ensures easy  
on/off application with most test tube  
brands and sizes.

**Available in Green, Blue, Royal Blue,  
White, Red, and Yellow**



### Microcentrifuge Tubes with Snap Cap

108209 1.5

Designed to fit all standard and high  
capacity centrifuge rotors, withstanding  
speeds up to 20000 RCF.

#### Additional sizes available



### Microtubes

108212

2 Self- Standing • No Cap

Fit standard and high-capacity  
centrifuge rotors, withstanding speeds  
up to 20000 RCF.



### Cryogenic Vials

108225 4 with Internal Threads

Leak-proof caps have TPE co-molded  
seals validated to a pressure of 90kPa.  
Sterile. Self-standing.

#### Additional options available



### Transparent Tube Caps, 13mm

These easy-to-use, economical tube  
caps are available in a variety of  
transparent colors for convenient  
color-coding of samples.

#### Available Options

1105 1,000/pk  
108245 10,000/pk

**Available in Red, Lavender, Blue,  
Natural, Yellow, and Green**



### Self-Standing Transport Tubes, 10

108188

#### Available Options

108188 Amber  
108186 Sterile

#### More options available



### Screw Caps with O Rings for Microtubes

108217

**Available in White, Red, Yellow, Clear,  
Blue, and Green**



### Cap Inserts for Cryogenic Vials

108341

O-ring seal protects samples from  
-196°C to 121°C.

**Available in Blue, Green, White,  
Red, and Yellow**



### Solid Caps, 13mm

1131

Easy application and dual tabs for one-  
handed removal. Flexible polyethylene.

**Available in Lavender, Red, Green,  
Blue, Yellow, and Natural**




### Wall Dispenser

0390

Single and double dispenser options  
available. The double dispenser has two  
separate compartments allowing you to  
store different supplies.

#### Additional sizes available



### Tube Racks


These test tube racks stand up to the rigors of the lab. Their acetal resin composition is unbreakable and autoclavable.

#### Available Options

**For 13mm Tubes**  
Holds 90 tubes  
1892

**For 17mm Tubes**  
Holds 60 Tubes  
1882

#### Color Options



### Tube Rack Holder

7400


Move up to four tube racks singlehandedly with Marketlab's 4-Place Tube Rack Organizer. Frees up your other hand for opening and closing the refrigerator or freezer and for carrying other items. Also a great way to keep workstations and refrigerators and freezers tidy. Thumb notches make removing racks easy.

### Monster Racks

If you're looking for a large tube rack to efficiently hold a large volume of test tubes, the Monster Rack is the one you need.

#### Available Options

	For 10mm-13mm Tubes Holds 216 tubes	For 13mm-16mm Tubes Holds 120 tubes
White	1506	1507
Blue	42064-BL	42065-BL



### Monster Rack Covers

0557

Simply genius, Monster Rack Covers let you recap all your tubes at once saving valuable time and aching thumbs. It's also a space-saver because it allows you to stack your Monster Racks safely.

#### Available Options

0557 Fits Monster Rack for 10mm-13mm Tubes  
6881 Fits Monster Rack for 13mm-16mm Tubes



### Monster Rack Specimen Organizer

8982

This companion tray for Monster Racks features un-obtrusive cutaway handles for carrying ease. They can also help keep large batches of specimens together for optimum organization and efficiency.

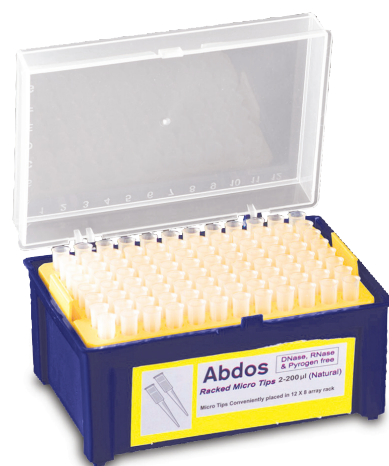


### Epoxy-Coated Wire Rack

7216

Chemical-resistant epoxy-coated wire rack holds 72 tubes (16mm/10). Autoclavable for easy cleaning.

#### Additional options available



### Racked Pipette Tips, Sterile

110488

Hydrophobic surface provides low liquid retention and increased accuracy.

#### Available Options

110487 0.5-10µL  
110488 2-200µL  
110489 100-1000µL



### Universal Filter Tips, Sterile

110491

100% pure porous polyethylene filters with a hydrophobic design.

#### Available Options

110491 10µL  
110492 100µL  
110493 200µL  
110494 1000µL  
110495 1250µL



### A D-Tipper Pipette

0398

Requires minimal effort and eliminates potential catching during tip removal.

#### Available Options

0398 1000µL	101448 750µL
101433 5µL	101449 800µL
101434 15µL	9562 10µL
101435 20µL	9563 25µL
101436 40µL	9564 50µL
101439 75µL	9565 100µL
101444 400µL	9566 200µL
101445 500µL	9567 250µL



### Graduated • Non-Sterile

139172

#### Available Options

139164 Small Bulb • 3  
139166 Large Bulb • 5  
139171 Standard Bulb • 5  
139172 Large Bulb • 7  
139174 Large Bulb • 7.5

### Graduated • Sterile

139167

#### Available Options

139165 Small Bulb • 3  
139167 Large Bulb • 5  
139168 Large Bulb • 5 (10pc/pk)  
139169 Large Bulb • 5 (20pc/pk)  
139173 Large Bulb • 7

### Non-Graduated Specialty

139177

#### Available Options

139176 Fine-Tip • 1.3  
139177 Fine-Tip • 1.5  
139195 Wide-Bore Tip • 7  
139196 Extra-Long • 6, Sterile



### VistaStak™ Pipette Tips

101462

Fully autoclavable and provides greater accuracy than typical tips. Compatible with single and multichannel pipettors.

#### Available Options

101462 25µL • 192 Tips/Rack, 3 Racks/Pack  
101465 1250µL • 192 Tips/Rack, 5 Racks/Pack  
5326 250µL • 192 Tips/Rack, 5 Racks/Pack



### 6-Place Pipettor Holder

42589

Keep pipettes organized and within reach. Includes hanger for use with LabWall.

**Learn about LabWall on page 64**



### A Digital Adjustable Pipette

10604

The ideal choice for laboratories that perform testing requiring multiple or non-standard volumes.

#### Available Options

10604 10-50µL  
10605 50-200µL  
10606 200-1000µL



### Pipette Dispenser

7712

If you've ever dumped a full box of transfer pipettes all over the floor, you can appreciate the convenience of this handy transfer pipette dispenser. It holds all brands of pipettes. All you have to do is open your box of pipettes, slide it in the top, and you're in business!



### Histoplex™ Histology Containers

1375

Pre-labeled containers do not breathe to help reduce fumes in work areas.

#### Available Options

1245 20  
1288 40  
1333 60  
1373 120  
1374 250  
1375 500  
1376 1L



### Prefilled Formalin (NBF) Jars

58548

Reduce the risk of formalin exposure and spills. 10% neutral buffered formalin.

#### Available Options


58476 20  
58521 60  
58548 90



### Formalin Neutralizing Dry Mat

5162


Can be used as vapor control and a spill kit.



### Tissue Cassette Tray

6146

Keep cassettes upright and accessible during or after processing.



### Cytology FNA Staining Rack

59755

Easily cleanable, stain-resistant rack holds up to five containers.

#### Available Options

42372 Rack with 5 Disposable Stain Cups  
59755 Rack Only



### #22 Finger Scalpels

0509

Designed with easy-to-hold, slip resistant handles.

#### Available Options

0509 #22  
0511 #10  
1347 #60

Also available in case quantities



### Bio-Ruler

3147

Disposable paper ruler means never cleaning a ruler again.



### Stainless Steel Grossing Tool

6030

Stainless steel for easy cleaning and disinfection.

#### Available Options

6030 Straight  
6031 Curved  
6037 Blunt  
6038 Toothed  
6039 Coverslip



### Biopsy Bags

10980

These soft and pliable biopsy bags are easy to open and transfer less reagent than foam pads.



### Quicksmart® Blade Removal System

0706

One-handed blade removal is OSHA-compliant, self-contained, sealed, puncture-resistant, and completely disposable. Built-in counter with automatic shut-off prevents overfilling. Holds up to 100 blades.



### Stainless Steel Slant Rack

1050

Adjustable angle maintains maximum contact between inoculum and medium.

### Sterile Inoculating Loop

21737

Lessen contamination risk as you transfer cultures with these sterile, disposable loops. Loop ends uniformly streak gel surfaces, while the needle ends are ideal for removing colonies.

#### Available Options

- 21736 1 $\mu$ L • Flexible
- 21737 1 $\mu$ L • Rigid
- 21738 10 $\mu$ L • Flexible
- 21739 10 $\mu$ L • Rigid

### Safety SubCulture Unit

2928

Sample positive blood culture bottles the safe way! The Safety SubCulture Unit is designed to facilitate blood culture bottle sampling by either a drop method or withdrawal into a needlessly syringe. Neither method requires a needle which eliminates the risk of a potential needlestick injury.

### Multi-Place Media Dish Holder

7115

Keep your media plates neatly stacked, organized, and where you need them most — on your countertop — with Marketlab's acrylic Media Plate Holders. They're available in several sizes to meet your volume and space needs.

#### Available Options

- 7110 7-Place
- 7115 4-Place
- 7121 2-Place



### Wire Media Plate Holder

9221

Lightweight stainless steel frame is great for autoclaving and incubating.





### Microscope Slides • White, Frosted

108173

Designed for use in hematology, microbiology, and histological pathology, Marketlab's high-quality frosted glass microscope slides are easy to label on one end. Recommended for routine H&E (Hematoxylin and Eosin) stains and frozen sections.

**Autosmear and plain slides also available**



### Microscope Cover Glass

#1 thickness. Silica coated for better adhesion.

**Available Options**

- 0757 22mm x 22mm
- 0758 22mm x 50mm
- 0760 24mm x 40mm
- 0773 24mm x 50mm



### Staining Bank

1214

Resistant to acids and solvents with removable, autoclavable dishes.

**Available Options**

- 1214 3-Place Staining Bank
- 1215 12-Place Staining Bank
- 1212 Plastic Stain Dish with Hinged Lid



### Staining Station with 3 Coplin Jars

9860

This set includes three glass coplin jars with lids and an acrylic organizer designed specifically to hold them.



### Slide Storage Cabinet

1427 and 1428

Store thousands of slides in six drawers.

**Available Options**

- 1427 Slide Storage Cabinet
- 1428 Slide Storage Base
- 1429 Replacement Drawer



### Side-Open 5-Place Slide Mailers

5379

Hinged, snapping lids keep 25mm x 75mm slides secure.

**More options available**



### Moist Mark Plus™ Markers

0479

Solvent-resistant ink permanently marks smoother, darker, and finer on all plastics and glassware, including frosted-end slides and histo-cassettes.



### Low Viscosity Immersion Oil

5594

Non-drying, non-hardening formula is easy to apply.



### Diff Quick Stain Kits

60126

Quickly stain air-dried peripheral blood smears, FNAs, cytopspins, and tissue and lymph-node imprints.

**Available Options**

- 60126 3-Stain™ Kit • 500
- 60127 Pre-Filled 4-Slide Jar Kit



### Hemaprep® Automated Blood Smearing Instrument

7894

How does the Hemaprep work? Simply place a drop of blood on the target area and depress the actuator bar to produce a clean, thin film containing a large work area. Best of all, the Hemaprep cleans up easily without a lot of fuss.



### Jade Bottle Top Dispenser

45170

Excellent for dispensing a wide range of reagents with precision and accuracy, the Jade Bottle Top Dispenser has a recirculation valve that redirects liquid back into the bottle without reagent loss.

#### Available Options

- 45165 0.25-2.5
- 45166 0.5-5
- 45167 1-10
- 45168 2.5-30
- 45169 5-60
- 45170 10-100



### Class A Measuring Cylinder

45189

Polymethylpentene cylinders with glass-like clarity and molded-in graduations.

#### Available Options

- 45186 25
- 45188 100
- 45189 250
- 45190 500
- 45191 1000
- 45192 2000



### Parafilm Dispenser

6878

Designed for use with 4" wide parafilm and features a safety razor that slides and cuts with no danger to your fingers.

#### Available Options

- 6878-BL Blue
- 6878-GN Green



### Rotating Two-Tier Lab Organizer

14381

Holds up to four wash bottles and keeps essentials within reach.



### Disposable Beakers

4332

Autoclavable beaker is resistant to most commonly used lab reagents.

#### Available Options

- 4332 50
- 4333 100
- 4334 150
- 4335 250
- 4336 400
- 4337 600



### Graduated Pitcher, 5000

9246

Flared rim and large spout for easy pouring and raised numerals for easy reading.



### Carboy Bulk Reagent Storage Container

45092

Polypropylene is ideal for storing or transporting solutions.

#### Available Options

- 45092 10L With Stopcock
- 45093 10L Without Stopcock
- 45094 20L With Stopcock



### Vented RTK GHS Wash Bottle, 500

18404

#### Available Options

- 18401 1000 Bleach
- 18404 500 Bleach



### Leak-Proof Wash Bottles

0620

Resistant to solvents and easy to fill with extra-wide mouth.



### Wash Bottles, 500 6.7"H

0934

Integrated spout design with graduation marks.



Scan or visit [marketlab.com/lab-equipment](http://marketlab.com/lab-equipment)



**Variable Speed Tube Rocker**

53254

Slipper clutch pauses rocking to load and unload tubes.

**Available Options**

- 53253 Junior • 9-Tube
- 53254 Standard • 16-Tube
- 53255 Double • 32-Tube



**Mini-Vortex Lab Dancer**

1466

The Lab Dancer is so small you hardly know its there until you need it! Despite its size, it provides excellent mixing action at a fixed speed of 2,800rpm.

**Horizon Flex 24 Centrifuge**

60857

Largest capacity of the Horizon Centrifuge line with presets and a lid that lights up when it's running and blinks when it's done. Holds up to 24 tubes and includes 10 programmable presets.

**More Options Available  
to Meet All Your Lab Needs**



**StatSpin® Express 4 High-Speed Horizontal Centrifuge**

1963

With the Express 4 you can produce serum or plasma equal to tubes spun for 10+ minutes in conventional horizontal centrifuges. You'll improve TATs and have STAT results ready before the ER calls.



**Instrument Vibration Mat**

111399-GY

Anti-vibration, sound-absorbing material quiets noisy, vibrating centrifuges.

**Available Options**

- 111398-GY 12" x 12"
- 111399-GY 18" x 18"



**Digital Rotator**

7520

Ultra-quiet orbital rotator with a 25-250rpm range and digital tachometer.



**MyTemp Mini Digital Incubator**  
14120

With digital temperature control, the MyTemp incubators provide convenient operation by eliminating the need for external thermometers and repetitive fine tuning of an analog control knob. Simply choose the desired temperature and the incubator immediately begins to heat up, while accurately monitoring the chamber and conveniently displaying the temperature on the control panel.



**MyBlock™ Mini Dry Bath**  
13048

Benchtop control of sample temperature has never been this easy or economical. The simple touchpad control with digital display is designed for set and walk away temperature selection.

**Innovation Plan Microscope Binocular**  
101052

Perfect for high-volume labs, these High-Contrast Plan Objective Microscopes are engineered for sharp, crisp images across the entire field of vision and superior technician comfort. Ergonomically designed with narrow fronts and low controls, the Microscopes ensure superior comfort during long-term use, while two pairs of eye guards improve eye position and eliminate stray light. A double-layered stage accommodates two slides at once for quick scanning and comparisons, and the four-objective model has an inclined, rotating head to easily accommodate any user.

**Available Options**  
101052 Binocular  
101053 Trinocular




**Microscope Workstation**  
7324

Tidy up all those things you have piled and stacked around your scope with the Organization Station.



**Heated Paraffin Wax Block Trimmer • 120V**  
23406

Remove paraffin from embedding tissue cassettes without damaging barcodes and text.




**WBC and Cell Counters, 8-Key Cell WBC Differential Counter**  
9153

Tally window calculates percent on 100 cell counts and counts up to 999.

**Analytical Balance, 120g with Internal Calibration**  
41773

Program options include standard weighing, count/piece mode, and percent deviation.





**Traceable Three-Channel Timer**  
108297

The Traceable Three-Channel Timer can be used as a digital clock, timer, or stopwatch. Timer displays time of day or time remaining in any of the three timer channels. Each channel can be used either simultaneously or independently. Memory recalls previous time set. Display allows simultaneous up and down timing on different channels with unlimited time-outs. Alarm tones are unique for each channel and have adjustable volume. Flashing LCD indicates alarm condition.




**Traceable Four-Channel Timer**  
108298

The Traceable Four-Channel Timer's microcomputer chip permits setting four separate channels simultaneously in any combination of countdown or count-up (stopwatch). Set any countdown time from 99 hours, 59 minutes, 59 seconds to 1 second with an accuracy of 0.01%. When zero is reached, the timer starts counting up to show time elapsed since alarming. Additional features include stopwatch, time-out, and time-of-day clock. Finger-size keys make it easy to set times and change channels.



**Easy-to-Use Single Timer**  
5020

Functions as a timer or stopwatch, with alarm options available.



**Digital Wall Clock with Temp and Humidity**  
35078

Large-digit display is easy to read from a distance.



**Traceable Thermohygrometer with Clock**  
108296

Clock displays AM/PM or 24-hour military time to the exact minute with 0.01% accuracy. Noting changes is easy with triple display. Internal sensors make it ideal for use in hoods, storerooms, cleanrooms, incubators, drying chambers, and environmental cabinets.



**Traceable Fridge/Freezer Digital Thermometer With Bottle Probe**  
108293

Monitors liquid temperature in baths and air/gas temperature in incubators, refrigerators, or freezers.

**Available Options**  
108293 With Bottle Probe  
108294 With Bullet Probe  
108295 With 5 Vaccine Bottle



**NIST Digital Barometer**  
18246

Barometric pressure. Temperature. Relative Humidity. Track all three of these important measurements, all day long.



**Traceable Barometric/Temperature/Humidity Wi-Fi Datalogger**  
107058

Ideal for monitoring barometric pressure, humidity and temperatures in controlled greenhouses, laboratories, storerooms, and environmental chambers. Connect to your data via Apple Watch, smartphone, tablet, or PC using TraceableLIVE cloud service (subscription required). View current conditions anywhere using the cloud-based interface to send email, text, push notifications, and voice call.



**Traceable® Digital Bottle™ Refrigerator/Freezer Solution Filled Thermometer**  
13180

Made of chemical-resistant ABS plastic, the digital-bottle thermometer is easy to clean.



**Bottle Thermometer with Bio-Safe Glycol/Water**  
20101

Environmentally friendly Bottle Thermometers have thoroughly annealed glass and engraved stems to enhance critical measurements.

**More options available**



**Specimen Tote Thermometer with Monitor**  
15801

This NIST-compliant and trackable digital thermometer features a triple display for current, minimum, and maximum temperatures.



**Long Stem Thermometer**  
4052

11" stem thermometer fits into cuvettes, test tubes, flasks, and beakers.



**49 Cu Ft Upright Pharmacy Refrigerator**  
110686

Large-capacity storage is ideal for vaccine, lab, and medical cold storage.

**Available Options**

- 110686 Glass Door
- 110687 Stainless Steel Door



**9.2 Cu Ft Half Fridge/Freezer MedLab Combo**  
110721

Large-capacity storage is ideal for vaccine, lab, and medical cold storage.

**Available Options**

- 110721 Glass Door
- 110720 White Door



**Undercounter Low-Temp Freezer**  
101308

-27° to -33° C temperature range is ideal for storing vaccinations, test kits, and contrast dyes. Includes three adjustable shelves with guard rails. Features a digital temperature display, audible and visual high and low temperature alarms, and keyed door lock. Includes two probes: one in air and one in glycol bottle.

**Available Options**

- 101308 Solid Door • -30°
- 101309 Solid Door • -40°



**Undercounter Refrigerator**  
101293

Operating temperature range is adjustable from 1° to 10°C. Includes four adjustable shelves (two large and two small) with guard rails. Features a digital temperature display and keyed door lock. Includes two probes: one in air and one in glycol bottle.

**Available Options**

- 101291 Solid Door
- 101293 Glass Door



Scan or visit [marketlab.com/lab-PPE](https://marketlab.com/lab-PPE)



## Lightweight Lab Coat Medium

15191-WH

Comfortable, breathable 44" long lab coat with snap closures is ideal for extended wear.

### Available Options

- 15190 Small
- 15191 Medium
- 15192 Large
- 15193 X-Large
- 15194 2X-Large
- 15195 3X-Large
- 15196 4X-Large

### Available Colors:

- Purple**  
Not available in 3XL or 4XL
- White**

## Face Shield with Drape

6009

Protect your chin and upper neck, as well as your eyes and mouth. This disposable full-face shield has bottom, fluid-resistant fabric to protect against splashes from coming under the shield. The foam headpiece provides a snug and comfortable fit and enough room to accommodate a standard facemask for ultimate face protection.



## Disposable Lab Coats & Jackets

111222

Create a primary barrier that offers a comfortable fit. Lab coats and jackets are easy to wear and prevent exposure to potentially hazardous agents. Comfortable and breathable for extended use.

### Available Options

#### Lab Coats

- 111221 Small
- 111222 Medium
- 111223 Large
- 111224 Extra-Large
- 111225 2X-Large

#### Lab Jackets

- 111227 Small
- 111228 Medium
- 111229 Large
- 111230 X-Large
- 111231 2X-Large

### Available Colors

- Light Pink**
- Blueberry**
- Raspberry**
- Teal**


## Eye Shields

7057

Cost-effective reusable frames feature lenses that can be quickly and easily changed.

### Available Options

- 7046 Pre-Assembled Assorted Lens Colors
- 7047 Replacement Frames Black
- 7056 Replacement Lenses Assorted Colors
- 7057 Kit Includes: 25 Frames, 100 Lenses, 1 Dispenser Box



## Side-Loading Acrylic Glove Dispenser

3615

These glove box holders are the best option for stocking a variety of glove sizes or the maximum amount of one size of gloves. Perfect for high traffic departments like urgent care clinics and emergency rooms. With vertical placement, easy box exchanges are performed from the side of the unit's separate compartments.

### Available Options

- 8169 Single
- 7038 Double
- 3615 Triple
- 7039 Quad

## Personal Protection Masks

8788

Wear for procedures where moderate to light amounts of fluid, spray, and/or airborne particles are produced.





Scan or visit [marketlab.com/lab-safety](http://marketlab.com/lab-safety)

### Get Audit Ready!

Splash Guards help meet Joint Commission Regulation EC.02.05.01



### Corrosives Countertop Cabinet

21823

Keep frequently used fluids and corrosives conveniently nearby.



### Piggyback Safety Cabinet

21819

Designed for stacking or benchtop use, these compact cabinets are perfect for securely segregating hazardous liquids. The leakproof, fire-resistant Piggyback Cabinets are made with 18-gauge-thick welded steel and can be locked for added protection and durability.



### Combi-Cam Acrylic Lock Boxes

With a combi-cam lock there are no keys to lose or hassle with. They are solid metal and have 1000 possible combinations you can easily set yourself.

**Available Options**  
8754 8.325"W x 4.5"D x 2.875"H  
8758 2"W x 6"D x 4.25"H

Key lock options also available



### Wall-Mount Splash Guard

21648


Maximize your space and prevent water hazards with this wall-mounted sink splash guard. The guard is ideal for use with standalone sinks or sinks with a lack of counterspace and also works as a barrier between work stations. 15.875"W x 12"H.



### IV Lock Box

Deter unauthorized access to large volume drug infusions of controlled substance medications with this shatter-resistant IV Lock Box. Clear, high-impact acrylic construction offers easy viewing of the IV bag along with ultra-durability.

**Available Options**  
2027 With Key Lock  
2029 With Keyless Digital Lock



### Ultra-Thick Antimicrobial Mat

The beveled edge prevents tripping and allows easy chair gliding while the antimicrobial cushion and PVC surface helps protect against the spread of infection.

**Available Options**  
9804 2"W x 3'L  
9815 3"W x 5'L

**Color Options**

- Black
- Blue
- Grey



### Essential Sticky Mats


These sheets of polyethylene film have a specially treated pressure sensitive adhesive on one side. Just walking on or rolling a cart over them removes the last trace of particles on shoes, and on wheels. Simply peel off a dirty sheet to expose a new clean one.

**Available Options**

13260 18"W x 36"L	13263 24"W x 45"L
13261 18"W x 45"L	13264 36"W x 45"L
13262 24"W x 36"L	13265 36"W x 60"L

**Color Options**

- Blue
- White

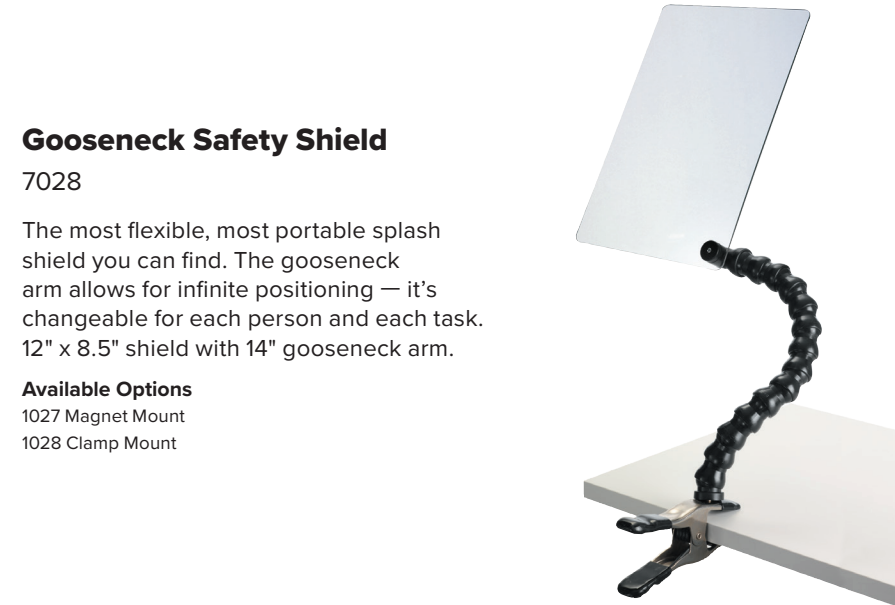


### Antimicrobial Splash Guard with Cutaway

107393

Transparent acrylic material inhibits microbe surface degradation for durability and longevity.

**Available Options**  
107391 Short  
107392 Small  
107393 Medium



### Gooseneck Safety Shield

7028

The most flexible, most portable splash shield you can find. The gooseneck arm allows for infinite positioning — it's changeable for each person and each task. 12" x 8.5" shield with 14" gooseneck arm.

**Available Options**  
1027 Magnet Mount  
1028 Clamp Mount



### Polycarbonate Splash Guard with Cutaway

108331 and 108339

Stay protected and maintain easy access to overhead storage with one of the longest-lasting splash guards available. The polycarbonate construction delivers the ultimate durability, while a variety of sizes and styles creates total flexibility. Stay in compliance with regulations, prepare for inspections, and keep your workplace splash zones safer for everyone.

**Splash Guard with Cutaway Options**  
108331 Medium  
108333 Small  
108335 Short  
108336 Large

**Splash Guard with Cutaway and Suction-Cup Base Options**  
108337 Short  
108338 Small  
108339 Medium



Scan or visit [marketlab.com/lab-waste-management](http://marketlab.com/lab-waste-management)



### Sharps Container

8513

Horizontal drop maximizes capacity.

#### Available Options

8513 5qt  
8522 8qt



### SharpSafety™ Sharps Container with SharpStar™ Lid

4610

Counterbalanced lid minimizes the potential for overfilling and limits access to container.

#### Available Options

4609 5qt  
4610 12qt



### Lockable Wall Enclosures

8530

Secures sharps containers and keeps countertops clear.

#### Available Options

8516 For 5qt Containers  
8530 For 8–12qt Containers



### Step-On Can

20046-RD

Self-closing steel trashcan helps reduce the risk of cross-contamination.

#### Available Options

20046-RD Red - 16qt/4gal  
20047-RD Red - 24qt/6gal  
20047-WH White - 24qt/6gal  
20048-RD Red - 32qt/8gal  
20049-RD Red - 48qt/12gal  
20050-RD Red - 100qt/25gal  
20050-WH White - 100qt/25gal



### Benchtop Waste Container

17201

Don't waste your budget on specially printed biohazard waste cans for the benchtop. Use an acrylic waste container so that the labeling on the biohazard bag can be seen. And unlike wire holders, an acrylic container also adds another layer of protection.

#### Available Options

17197 4.13"W x 8.56"H  
17200 6.88"W x 11.13"H  
17201 5.13"W x 7.38"H



### 1qt Sharps Container

8990

Fits into blood drawing totes and trays for the efficient disposal of blood, hypodermic and IV needles.



### Economical Mobile Sharps Containers

4907

Economical, large-capacity sharps containers with two sizes of openings for safe disposal of different sizes of waste.

#### Available Options

4907 8gal  
4908 16gal



### Polyethylene Biohazard Bags

1924

Economical, strong, and meet all requirements for collection and processing of biohazardous waste.

#### Available Options

1924 5-7 Gallons • 1.25mil  
1925 13-15 Gallons • 1.35mil  
1926 40-42 Gallons • 2mil  
3138 30-32 Gallons • 1.1mil



### Touchless Biohazard Waste Step-On Bin

107394

Step-activated design is ideal for use with Autoclave Drawstring Waste Bags.



### Fresh-Mix Bleach Dilution System Starter Pack 0109

The Fresh-Mix Bleach Bottle automatically mixes a precise 1:10 bleach solution every time you squeeze the trigger! It works by keeping the water and the bleach in separate cartridges until the time of use. Each bleach cartridge contains 5.25% sodium hypochlorite and includes a precalibrated valve that ensures a 5,000ppm dilution of bleach and water when squeezed. Available only in the continental U.S.

#### Available Options

- 0107 Bleach Sprayer
- 0108 Cartridge Refills
- 0109 Starter Pack (3 sprayers and 12 bleach cartridges)



### Spill Kit EZ Cleans Spill Clean Up Kit 15237

Everything you need to confidently clean up spills.

#### Available Options

- 15237 EZ Cleans Spill Clean Up Kit
- 15238 Universal Precaution Clean Up Kit



### Base and Acid Spill Kits Multipurpose Spill Kit 21728

Comprehensive spill kits can be used to clean spilled acids and bases.

#### Available Options

- 21728 Multipurpose Spill Kit
- 34307 Spill Leader Kit




### Sani-Cloth® Germicidal Wipes

Whatever your disinfecting need may be, the Sani-Cloth Germicidal Wipes family of products offers sanitizing wipes in a variety of formulas. Each EPA-registered disinfectant wipe is presaturated with the correct amount of germicidal solution.

#### Available Options

- 15951 Bleach 1:10 Dilution • 75/canister
- 3545 Plus 14.85% Alcohol • 160/canister
- 3547 Super 55% Alcohol • 160/canister
- 17002 AF3 • Alcohol- & Fragrance-Free • 160/canister




### Bio-Screen® Wipes, Heavy Absorbency 1073

Designed to protect against soak through of bloodborne pathogens, body fluids, and chemicals, Bio-Screen Wipes contain leaks and protect bench- and countertops. The dual-sided wipes have a white absorbent side ideal for quick pickup, while the bright, biohazard orange side blocks soak through and is impermeable to a number of strong solvents.

#### Available Options

- 1058 11" x 16"
- 1059 16" x 16"
- 1073 4" x 4"
- 1074 16"W x 100'L



### Small Acrylic Wipe Organizer 1072

Keep your wipes neatly stacked and easily accessible to save time when you need them most.



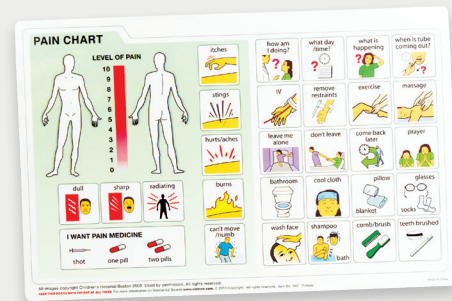
Scan or visit [marketlab.com/lab-communication](http://marketlab.com/lab-communication)



## Picture Communication Board

622742

EZ Boards are evidence-based, patient-communication boards designed by patients and supported by clinical research to improve patient satisfaction, reduce frustration, and improve patient outcomes. They are the perfect communication aid for providing point of care, readily available communication resources for ventilated patients or where a language barrier exists.




## Patient Communication Board

622875-ENG

EZ Boards are evidence-based, patient-communication boards designed by patients and supported by clinical research to improve patient satisfaction, reduce frustration, and improve patient outcomes. They are the perfect communication aid for providing point of care, readily available communication resources for ventilated patients or where a language barrier exists.

### Available Options

622875-ARB Arabic	622875-GER German	622875-SPA Spanish
622875-CHI Chinese	622875-ITL Italian	622875-TAG Tagalog
622875-CRE Creole	622875-JPN Japanese	622875-VIE Vietnamese
622875-ENG English	622875-KOR Korean	
622875-FAR Farsi	622875-RUS Russian	



## GHS Reference Center Poster

19547

Covers GHS and Hazard Communication Standard and more.




## Frost Framed Document Holder

7550

Easy-loading document holders. Changing your message is as easy as printing one from your computer and slipping it into the 8.5" x 11" pocket.

### Available Option

- 15456 Single
- 17281 Double
- 7550 Triple



## Message Board Panel

20032-CW

Draw attention to important messages with these sophisticated messaging panels. Changing signs is easy — simply flip open the four sides of each frame to replace the poster. Arrives pre-assembled and ready for wall installation.

**Additional colors and configurations available**



## Document Display System

1500

Replace all of those awkward, cumbersome binders with a single, expandable document display system. Start with a wall-mount or tabletop unit, and add expansion units as needed.

### Available Options

- 1500 Tabletop
- 1501 Wall-Mount/Expansion Unit



## Wall-Mounted Magnetic White Board

17508

Writing surface is magnetic painted steel and aluminum frame is chrome-finished.

### Available Options

- 17508 36"W x 24"H
- 17509 48"W x 36"H



Scan or visit [marketlab.com/lab-specimen-collection](http://marketlab.com/lab-specimen-collection)



### Wheeled Specimen Transport 1985

Large-capacity, insulated, lockable tote with retractable handle and fixed wheels.



### Dual Chamber Specimen Transport Tote with Dry Ice Liners 3654

The two-in-one Dry Ice Dual-Chamber Tote is the ultimate tote for specimen transport. Two separate chambers allow same-time transport of specimens requiring different temperatures.



### Specimen Transport Tote 8251, 8250, and 17484

Courier totes take a lot of abuse in their travels and this line of heavy-duty, professional courier totes will stand up to the wear and tear. The outer shell is made with a heavy-duty PVC-coated 210D nylon and has dual-slider zippers, security style with leather pulls, adjustable shoulder straps, a document window on the top of the bag, and an identification window on the side of the exterior for an easy way to label each tote. The inner 210D nylon can be used with ice packs or dry ice and cleans easily with a water bleach solution. There is an interior zippered documentation pouch for storing specimen information.

**Available Options**  
16819 Small • 8.5"W x 7.75"D x 6"H  
17484 Small, Tall • 6"W x 9"D x 11"H  
8250 Intermediate • 14"W x 8.5"D x 7"H  
8251 Large • 18"W x 9"D x 13"H

**More sizes available**



### Deluxe Blood Sample Transport System 531796

Includes cooler, liner, small foam vial holder, reusable ice pack, and small biohazard containers.



### Hardside Cooler 3638

Premium insulation creates superior ice retention for all types of specimen transport.

**Available Options**  
3638 Small • 14.25"W x 9.5"D x 11"H  
3639 Medium • 16"W x 10.5"D x 12.5"H



### Antimicrobial Specimen Tote 100921

Microban protective coating helps reduce the opportunity for bacteria to grow on bags and prevents microbes from growing and colonizing on materials, so bags stay cleaner between cleanings.



### Hard Plastic Insert for 16819 16820


7.375"W x 6.625"D x 4.75"H



### U-tek® Reusable Gel Packs 0412

Cold gel packs are useful for storing and handling temperature-sensitive items like blood specimens, serum samples, vaccines, and medicines.

**Available Options**  
0412 Small • 7"L x 4"W x 1"H  
0414 Medium • 8"L x 6"W x 1"H  
0598 Large • 10"L x 8"W x 1"H



### Urine Cup Foam Rack 8256

Pick-and-pluck foam allows for customization for two urine cups: 90mL or 120mL. 2.75"W x 6"L x 2.5"H.



### Easy-Open Block Color Specimen Bags

108166-GN

#### Available Options

108166-BL Blue  
108166-GN Green



### Bilingual STAT Bags

108164



### Infecon® Specimen Transport Bags

0420

#### Available Options

0419 16"W x 16"H  
0420 24"W x 24"H  
0433 8"W x 10"H  
0434 9"W x 12"H  
0435 12"W x 12"H



### Pass-Through Locking Specimen Cabinet

3190

Allows only one door to be opened at a time.

#### Available Options

111386 14.75"W x 7"D x 15.5"H  
3190 13.25"W x 6"D x 12.75"H



### HIPAA-Compliant Specimen Drop Box

42502

Innovative drop box has two chutes to hold specimen containers while protecting them from patient interference or view.



### Steel Drop Box

0113


Stop waiting for the courier! Specimen Drop Boxes allow fast and easy after-hours specimen drop-off. 14"W x 7.25"D x 11"H. Includes removable foam insert.

**More options available**



### Large Drawstring Specimen Bags

0104



### Easy-Open Colored Zip Closure Specimen Bags

108167-OR

#### Available Options

108167-OR Orange  
108167-YL Yellow




### Plain Zippit™ Bags

9842

#### Available Options

9839 3"W x 5"H  
9842 6"W x 9"H  
9845 8"W x 10"H  
9847 12"W x 15"H



### Amber Bag

16714

#### Available Options

0653 6"W x 8"H  
16713 5"W x 8"H  
16714 3"W x 5"H  
16716 2"W x 3"H  
3494 4"W x 6"H



### Diagnostic Mailer Kit with 9" x 12" Bag

15231

Everything needed to prepare diagnostic specimens for secure transport and handling.



### Infecon® 3050 Shipper • 1L 95kPa Vessel • FedEx-Compliant Outer Box

15227

**More options available**



### Exakt-Pak 95kPa Canisters

16889

Each is 5" in diameter to accommodate standard size petri dishes. Features a tight o-ring seal to secure any specimen leakage in the event of primary container failure. One size cap fits all.

#### Available Options

16888 Medium • 8.5"H  
16889 Large • 10"H



### Wide-Mouth Sterile Urine Specimen Cups

108190

Two-click lid assures samples won't leak. The first click lets you know the cup is closed. The second click ensures 95kPa compliance and maximum leak-resistance for both pneumatic systems and transportation by air.

**Available Options**  
108190 90  
108191 120



### Specimen Containers

138173

Delivering high-quality at a great price, these lab solutions offer confidence while helping stretch your budget.

**Available Options**  
138169 4oz  
138170 8oz • Short  
138171 8oz • Tall  
138172 16oz  
138173 32oz  
138174 64oz  
138175 86oz  
138176 172oz



### Stat-Blue Instant Bluing Tablets

3609

Stat-Blue Instant Bluing Tablets are a convenient bluing agent for drug test collections that prevents urine sample adulteration. Each bottle contains 100 tablets, with 1 tablet used per flush.



### Droplet Corrugated Sample Storage Tray with Dividers

21835

Lightweight and moisture resistant, this stackable storage tray can hold more than 24 full specimen containers. The sturdy corrugated tray comes with dividers for easier organization.



### Urine Sample Tray with Labels

7750

Keep every urine specimen safely contained and organized with our Urine Sample Trays. Their convenient size and durable construction make them great for specimen transport. Each tray includes a label holder and pre-printed labels, making urine specimen organization easier.



### Urine Transfer Cups, 120

138168

Reduce the risk of contamination for more accurate test results with Marketlab Urine Transfer Cups. The integrated transfer mechanism provides added lab safety by reducing spills and limiting exposure to dangerous samples. To use, simply peel back the safety label and insert the vacuum tube for safe and easy sample transfers.



### 24-Hour Urine Container

0626

Leak-proof cap liner ensures safe sample transport for 24 hours.

**Available Options**  
0625 3L  
0626 4L  
3610 2.5L  
3611 3.5L



### Wall Mounted Specimen Cup Dispenser

90305

Wide-mouth design includes leak-proof cap liner for safe sample transport.



### Adhesive Thermometer Strips

23115

Self-adhesive liquid-crystal thermometer strips for use on all drug-testing collection containers.



Scan or visit [marketlab.com/lab-labels](http://marketlab.com/lab-labels)

### Phlebotomy/Specimen Receiving Labels

All labels are paper with permanent adhesive unless otherwise specified

<p><b>FREEZE SPECIMEN</b></p> <p>102620 1.25"W x 0.31"H</p>	<p>NAME _____ Hosp. No. _____ Pt. DOB _____ Date _____</p>	<p><b>HAS BEEN SPUN DOWN</b></p> <p>102619 2"W x 0.75"H</p>	<p><b>FROZEN SPECIMEN DELIVER IMMEDIATELY</b></p> <p>6776 1.75"W x 1"H</p>
<p><b>FASTING</b></p> <p>7840 1.625"W x 0.375"H</p>	<p><b>NON-FASTING</b></p> <p>7841 1.625"W x 0.375"H</p>	<p><b>DO NOT REFRIGERATE</b></p> <p>9098 1.625"W x 0.375"H</p>	<p><b>PROTECT FROM LIGHT</b></p> <p>6756 1.625"W x 0.375"H</p>
<p><b>BONE MARROW</b></p> <p>6759 1.625"W x 0.375"H</p>	<p><b>KEEP ON ICE</b></p> <p>0367 1.625"W x 0.375"H</p>	<p><b>SHARED SPECIMEN</b></p> <p>8016 1.625"W x 0.375"H</p>	<p><b>EXTRA TUBE</b></p> <p>0342 1.625"W x 0.375"H</p>
<p><b>REFRIGERATE</b></p> <p>9099 1.625"W x 0.375"H</p>	<p><b>CODE</b></p> <p>6758 1.625"W x 0.375"H</p>	<p><b>DO NOT SPIN</b></p> <p>6448 1.625"W x 0.375"H</p>	<p><b>SEND OUT</b></p> <p>6763 1.625"W x 0.375"H</p>
<p><b>ALIQUOT</b></p> <p>6447 1.625"W x 0.375"H</p>	<p><b>ROOM TEMP</b></p> <p>0363 1.625"W x 0.375"H</p>	<p><b>SHORT SAMPLE</b></p> <p>6772 1.625"W x 0.375"H</p>	<p><b>SPECIAL HANDLING</b></p> <p>6451 1.625"W x 0.375"H</p>

### Heme/COAG Labels

<p><b>EDTA</b></p> <p>8021 1.625"W x 0.375"H</p>	<p><b>FROZEN PLASMA EDTA</b></p> <p>6777 1.625"W x 0.375"H</p>	<p><b>PFT (Bleeding Time) DO NOT SPIN</b></p> <p>0593 1.5"W x 0.625"H</p>	<p><b>CITRATE</b></p> <p>8018 1.625"W x 0.375"H</p>	<p><b>PLATELET POOR CITRATE PLASMA</b></p> <p>6753 1.625"W x 0.375"H</p>
--	--	---	---	--

### Blood Bank Labels

<p><b>IRRADIATED</b></p> <p>102034 1.25"W x 0.3125"H</p>	<p><b>SICKLE CELL NEGATIVE</b></p> <p>102037 1.25"W x 0.3125"H</p>	<p><b>BLOOD BANK</b></p> <p>102038 1.25"W x 0.3125"H</p>	<p><b>SPECIAL ANTIGEN TYPING</b> Ag. type _____ Date _____ Tech. _____</p> <p>102044 2.25"W x 0.875"H</p>	<p><b>UNIT NEGATIVE</b> When tested for: _____ Antigen. Date: _____ Tech: _____</p> <p>102040 1.625"W x 0.875"H</p>
<p><b>UNCROSSMATCHED BLOOD FOR</b> Patient: _____ ID # _____ Pt. Location _____ Pt. ABO/Rh (if available) _____ Tech _____ Date _____ Results of Serological Crossmatch to follow when complete.</p> <p>6781 2.75"W x 1.75"H</p>	<p><b>UNIT POSITIVE</b> When tested for: _____ Antigen. Date: _____ Tech: _____</p> <p>102041 1.625"W x 0.875"H</p>	<p><b>UNCROSSMATCHED BLOOD</b></p> <p>102047 2.25"W x 0.875"H</p>	<p><b>TYPE &amp; RH CONFIRMED</b> Date/ Tech. _____</p> <p>102049 2"W x 0.75"H</p>	<p><b>BLOOD OUTDATES USE FIRST</b></p> <p>102043 1.625"W x 0.875"H</p>

<p><b>ABO &amp; Rh CONFIRMED</b> Date/ Tech. _____</p> <p>102050 2"W x 0.75"H</p>	<p><b>CMV NEGATIVE</b></p> <p>102057 1.25"W x 0.3125"H</p>
<p><b>FOR AUTOLOGOUS USE ONLY</b></p> <p>102061 2.25"W x 0.875"H</p>	<p><b>COMPATIBILITY LABEL</b> Pt. Name _____ Hosp. # _____ Rm. # _____ Pt. Group _____ Rh _____ Donor # _____ Donor Group _____ Rh _____ Crossmatch Compatible _____ Date _____ Tech. _____ Dr. _____</p> <p>102183 3"W x 2"H</p>



**Stack-n-Connect Label Dispenser**  
5624  
Multiple dispensers can become a single unit for large-volume label management.

### Label Tape and Pre-Cut Labels

Individual Labels Measure 1.5"W x 0.5"H

\*Items with an asterisk are also available as pre-cut labels

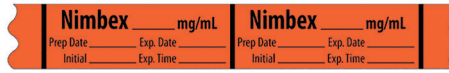
#### Tranquilizer



##### Available Options

- 10231 VERSED\_\_mg/\*
- 10232 VERSED\_%\*
- 10233 Midazolam \_\_mg/\*
- 10234 DIAZEPAM\_\_mg/\*
- 10235 LORAZEPAM\_\_mg/\*

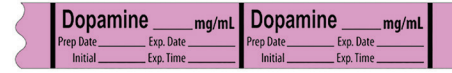
#### Muscle Relaxant



##### Available Options

- 10237 SUCCINYLCHOLINE\_\_mg/\*
- 10248 ZEMURON\_\_mg/
- 10252 ROCuronium\_\_10mg/\*
- 10253 VECURONIUM\_\_mg/
- 10254 ROCURONIUM\_\_mg/\*
- 10257 NIMBEX\_\_mg/

#### Vasopressor



##### Available Options

- 10287 EPHEDRINE\_\_mg/\*
- 10289 EPINEPHRINE\_\_mcg/
- 10291 LEVOPHED\_\_mg/
- 10292 PHENYLEPHRINE\_\_mg/
- 10293 NEO-SYNEPHRINE\_\_mcg/ \*
- 10294 EPINEPHRINE\_\_mg/\*
- 10296 NEO-SYNEPHRINE\_\_mg/\*
- 10297 DOPAMINE\_\_mg/

#### Local Anesthetic



##### Available Options

- 10300 LIDOCAINE\_\_mg/\*
- 10303 ROPIVACAINE\_\_mg/
- 10305 LIDOCAINE\_% (traditional red label) \*
- 10306 XYLOCAINE\_\_%
- 10307 BUPIVACAINE\_\_mg/
- 10310 MARCAINE\_% \*
- 10311 MARCAINE\_\_mg/
- 10312 NAROPIN\_\_mg/

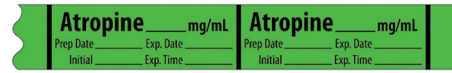
#### Narcotic



##### Available Options

- 10260 FENTANYL\_\_mg/\*
- 10261 HYDROMORPHONE\_\_mg/
- 10265 REMIFENTANIL\_\_mg/\*
- 10271 MORPHINE\_\_mg/
- 10272 FENTANYL\_\_mcg/ \*
- 10273 DEMEROL\_\_mg/\*
- 10277 DILAUDID\_\_mg/\*
- 10278 FENTANYL 50mcg/ \*

#### Anticholinergic Agent



##### Available Options

- 10313 Atropine \_\_mg/\*
- 10314 Glycopyrrolate\_mg/\*
- 10315 Robinul \_\_mg/

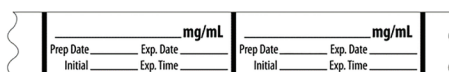
#### Induction Agent



##### Available Options

- 10163 PROPOFOL\_\_mg/\*
- 10224 KETAMINE\_\_mg/\*
- 10225 DIPRIVAN\_\_mg/
- 10227 DIPRIVAN PROPOFOL 10mg/\*

#### Miscellaneous



##### Available Options

- 10319 HEPARIN\_\_%
- 10320 HEPARIN\_\_mg/\*
- 10324 BENADRYL\_\_mg/\*
- 10327 CEFAZOLIN\_\_mg/\*
- 10329 DATE OPENED\_\_\_\_\_
- 10331 DEXAMETHASONE\_\_mg/\*
- 10333 ESMOLOL\_\_mg/
- 10334 FUROSEMIDE\_\_mg/
- 10338 NORMAL SALINE\_\_mg/
- 10340 OXYTOCIN\_\_units
- 10352 TORADOL\_\_mg/\*
- 10354 VERAPAMIL\_\_mg/cc
- 10355 ZOFRAN\_\_mg/\*
- 10356 LABETALOL\_\_mg/
- 10357 HEPARIN\_\_units/\*
- 10358 \_\_mg/\*
- 10359 PITOCIN\_\_% (traditional rose label)



#### Label Tape Dispenser with Blade

1548

The serrated blade of the Medication Label Tape Dispenser easily cuts through label tape for one-handed operation. Suction cup feet keep it firm in place so you won't have to hold the dispenser with one hand while trying to cut the label with the other. Includes a built-in pen holder.


##### Available Options

- 1547 Holds 12 Rolls • 7.5"W x 6"D x 4"H
- 1548 Holds 24 Rolls • 14"W x 6"D x 4"H

#### Monarch 1131 Label Gun

6605

Quick and easy labeling of reagents and controls with month, day, year, and time.



#### Labels for Monarch 1131 Label Gun

6606-WH

##### Available Options

- 1078-16 "QC PERFORMED ON" • Fluorescent Green
- 6606-WH "RECEIVED ON" • White


More labels and colors available



#### 3-Line Label Gun

6706

Set "received" and "expires" dates and include space for handwritten "opened" date.



#### Labels for 3-Line Label Gun

6707-WH

##### Available Colors

- White
- Yellow
- Fluorescent Green
- Orange
- Fluorescent Pink





Scan or visit [marketlab.com/lab-phlebotomy](http://marketlab.com/lab-phlebotomy)



### Advanced Injection Arm

9420-LT

Provides complete venous access for IV therapy, phlebotomy, and sites for intramuscular and intradermal injections. Replacement parts available.

Skin Color Options for Arm



### Infant Heel Simulator

5910

Practice proper infant puncture and squeezing technique.

### Mobile Draw Station

10016

If you've been a phlebotomist for very long, you know many patients are physically unable to make it to a draw room. As a result, these patients must be drawn in alternate locations that are often awkward and unsafe. The Mobile Draw Station was designed by a group of phlebotomists who wanted a portable workstation that could travel anywhere.

Available Options

59757 With Tray

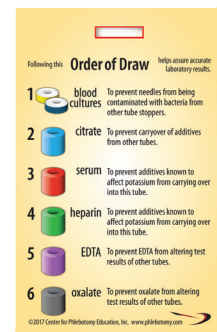
10016 Without Tray



### Venipuncture Training Aid™

0697

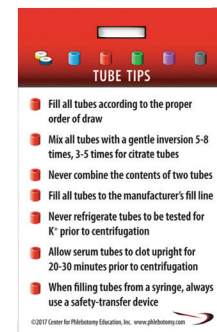
This training aid allows you to improve competency and technique when starting IVs by progressing from easier, larger veins to the more difficult, smaller veins. When accessing, the skin rolls as the vein is palpated and the unmistakable "pop" of a successful venipuncture is felt as the needle enters the vein.



### Badge Card

42650

Easily reference CLSI standard for venipuncture order of draw.



### Personal Tube Holder

2500 and 42149

These little red tube holders will travel to any location and give you a personal-sized rack for your tubes and needles. A side slot perfectly fits an alcohol wipe and bandage.

Available Options

2500 Personal Tube Holder

42149 Personal Tube Holder Plus



### Tube Jockey Wristband/Holder Set

5000

No more twisting and reaching for tubes. With Tube Jockey, you're free to draw the patient in the safest, most convenient, and most organized position possible. Holds both 13mm and 16mm tubes! Now, no matter where you go to draw, you'll always have a safe place to put your tubes, and they'll always be in full view.

Wristband and holder also available separately



### Comfort Form Cohesive Bandages

105416

Choose a gentle alternative to using traditional bandages. Marketlab Comfort Form Cohesive Bandages provide non-slip, light support or fixation as the final layer in a dressing retention bandage. Each package includes a variety of colors, individually packaged and bagged in sets of six.

#### Available Options

105416 1.5"W x 5yd  
105417 2"W x 5yd



### Comfort Form Cohesive Bandages • Kids

108115

Designed with children in mind, Marketlab Comfort Form Cohesive Bandages are the gentle and effective alternative to traditional bandages. Featuring kid-friendly designs, these bandages provide non-slip, light support or fixation as the final layer in a dressing retention bandage. Each package includes a variety of colors, individually packaged and bagged in sets of six.



### Venoscope® II Transilluminator

6852

Whether you're preparing to draw blood or starting an IV, this device helps you identify hard-to-locate veins. Ideal for bariatric, elderly, neonates and dark-skinned patients, this Venoscope II transilluminator uses high-intensity LED lights that project onto the subcutaneous tissue. This creates a stark contrast between the veins and surrounding tissue, making the veins easily identifiable. Locating veins successfully reduces the need for multiple sticks, increasing patient comfort and reducing the risk of infection exposure.



### Buzzy® Starter Set

Buzzy confuses the body's nerves and distracts from the poke to create immediate, all-natural pain relief. When you're ready to use, simply slide Buzzy above the shot/injection site and switch on. For hands-free use, attach Buzzy with a strap or tourniquet.

#### Available Options

23161-235 Bee Striped  
23161-236 Lady Buzz  
49361 Black


### Latex-Free Tourniquet Rolls

3040

Keep clean tourniquets easily accessible whenever needed with convenient Marketlab Tourniquet Rolls. These high-quality tourniquets are made in the USA and notched every 18" for easy tear-off from the roll. Each roll holds approximately 25 tourniquets.

#### Available Options

3030 Individual Roll (your choice of color)  
3040 6-Pack (Blue, Green, Pink, Purple, Orange, Yellow)  
3044 4-Pack (Blue, Green, Pink, Purple)



### Tourniquet Dispenser

5494

Keeps tourniquets clean and always accessible.  
5.5"W x 5.75"D x 5"H.



### Tourniquet Reminder Sticker

45271

Place on a gown or sleeve before applying the tourniquet for a quick, convenient double check to ensure tourniquets are removed. 3"W x 3"H.



**Saf-T Holder® with Male Luer**  
5688



**Saf-T Holder® with Female Luer**  
5689



**USA Star Phlebotomy Grips**  
6897

Firm squeezing action helps make veins visible for easier venipuncture

### Safety Lancets

6988

Capillary blood samples can be easily taken with no arming of lancets needed. The needle is concealed before and after use for added safety.

#### Available Options


- 5418 Needle • Gray
- 5419 Needle • Orange
- 5420 Needle • Pink
- 5421 Blade • Green
- 5422 Blade • Blue
- 6988 Needle • Yellow



**Saf-T Holder® Blood Culture Device with Male Luer**  
5690



**Saf-T Holder® Blood Culture Device with Female Luer**  
5691



**Saf-T Wing® Needle with 12" Tubing, 21g x 0.75"**  
5692



**4.5 BD Hemoguard® Light Green Cap • 13mm x 100mm**  
6651



**BD Vacutainer® EDTA • Pink • 13 x 100mm, 6**  
34672



**Microvette APT 500 K2EDTA • 75 x 13mm**  
110381


Capillary blood collection tube for automated processing includes pierceable, leak-proof cap.

#### Available Options

- 110381 Collection Tube
- 110382 Collection Tube with Capillary



**Needle-Pro® Devices**  
Available Options  
0500 Bulk  
4142 In Dispensing Box



**Needle with Black Needle-Pro® Edge™, 22g x 1"**  
5696



**BD™ Needle, 18 Gauge**  
21616



**BD Vacutainer® PST • Light Green • 13 x 75mm**  
34667



**BD Vacutainer® SST • Gold • 13 x 75mm**  
34665



## ORDERING INFORMATION

For inquiries and no-obligation quotes, please contact your Marketlab account manager. To place an order, call 800.237.3604 or visit us online at [Marketlab.com](https://www.marketlab.com).

Contact Us



6850 Southbelt Drive, Caledonia, MI 49316  
800.237.3604 • [Marketlab.com](https://www.marketlab.com) • Fax 616.656.2475

